




## Good morning Reception! ☺

*As you may know, we should be back at school today but unfortunately we have been asked to stay at home for now. But we still need to do our lovely learning don't we?! So, I will be posting learning to the school website each day for you to complete at home instead. You will be able to do some of this learning independently (by yourself) and other work will require the help of a grown up. I'm sorry that we can't be in school together at the moment, but I hope you enjoy the learning that I set and you can always send me a message on Tapestry if you need any help ☺*

*Have fun and stay safe, Miss Laurence.*



Here are your tasks for your home learning today, Tuesday 5<sup>th</sup> January 2021

Subject	Activity	What you will need
<b>Phonics</b> 	<p>Today we are going to practise the letter sounds we already know and learn a new one too. To help you with this I have made a short video called 'YR Phonics Lesson Support 5.1'. Start this now and then press pause when you are ready to complete each section below:</p> <ol style="list-style-type: none"> <li>Practise saying the letter sounds that we have already learnt (if you're not sure of the pronunciation of any of these sounds, the video will help you with this):  s a t p i n m d g o c k ck e u <i>For a challenge: you could practise putting these sounds into CVC words e.g. map</i></li> <li>Learn about today's new sound: /r/ as in robot. We say 'rrr' and shake our head like a dog playing tug of war! See the video for my example! Can you think of any words that begin with this sound?</li> <li>Watch the video 'Geraldine the Giraffe learns r'</li> <li>Can you read this word? <b>red</b></li> <li>Can you segment the words from the pictures? E.g. r-u-n</li> </ol>	<ul style="list-style-type: none"> <li>A computer/tablet/phone to watch the videos</li> <li>'YR Phonics Lesson Support 5.1' video (download from class page)</li> <li>Geraldine the Giraffe video: <a href="https://video.link/w/aOPCb">https://video.link/w/aOPCb</a></li> <li>A pencil/pen and paper or an alternative mark marking surface e.g. a sand/glitter tray</li> </ul>
<b>Maths</b> 	<p>This week we are going to be learning about ways to make numbers to 5. Sometimes this is called 'number bonds'. We are going to be using these mathematical words; 'whole' and 'part'.</p> <ol style="list-style-type: none"> <li>Watch the Numberblocks episode 'The Whole of Me', listening out for those key words; 'whole' and 'part'</li> <li>Using the episode for support, briefly talk with a grown up about these key words and what they mean</li> <li>Use some cubes or building blocks if you have some to demonstrate that whole numbers can be broken down into smaller parts e.g. 3 blocks and 2 blocks makes 5 blocks all together</li> <li>Work together to write some addition sentences to match your building blocks e.g. <math>3 + 2 = 5</math> or <math>5 = 3 + 2</math></li> </ol>	<ul style="list-style-type: none"> <li>A computer/tablet/phone to watch the video</li> <li>Numberblocks episode 'The Whole of Me': <a href="https://www.bbc.co.uk/iplaye/r/episode/b08dr113/numberblocks-series-1-the-whole-of-me">https://www.bbc.co.uk/iplaye/r/episode/b08dr113/numberblocks-series-1-the-whole-of-me</a></li> <li>Some cubes/building blocks if you have some or some small items that can easily be moved and counted</li> </ul>
<b>Explore Time!</b>  (Continuous Provision)	<ul style="list-style-type: none"> <li>Please choose <b>at least 2</b> activities from the '<b>Explore Time! Bingo Board</b>' on our class page to complete today. Just like you would in school, this is your time to learn through your play and use what you know in a way that works for you ☺</li> </ul>	<ul style="list-style-type: none"> <li>'Explore Time! Bingo Board' – available on class page</li> <li>Resources will depend on the activities you choose</li> </ul>

Please take some photos or videos of what you have been up to at home and upload them to Tapestry so that I can see how you are getting on with your learning.

If you have any questions regarding the work please do not hesitate to contact me via Tapestry.

I look forward to seeing you at **9:30 via Zoom**. Have a great day! ☺