

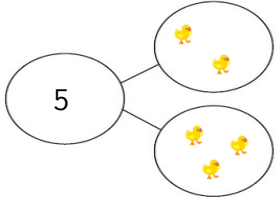



## Good morning Reception! ☺

Here are your tasks for your home learning today, Thursday 7<sup>th</sup> January 2021

Subject	Activity	What you will need
<b>Phonics</b> 	<p>Today we are going to practise the letter sounds we already know and learn a new one too. To help you with this I have made a short video called 'YR Phonics Lesson Support 7.1'. Start this now and then press pause when you are ready to complete each section below:</p> <ol style="list-style-type: none"> <li>Go to <a href="http://www.phonicsplay.co.uk">www.phonicsplay.co.uk</a> and play 'Grab a giggling grapheme' (instructions and more details within the video)</li> <li>Learn the new letter sound /h/ and words that begin with it</li> <li>Watch 'Geraldine the giraffe learns /h/'</li> <li>Read CVC words and/or sentences that include the letter 'h'</li> </ol>	<ul style="list-style-type: none"> <li>A computer/tablet/phone to watch the videos and play the game on Phonics Play</li> <li>'YR Phonics Lesson Support 7.1' video (download from class page)</li> <li>'Geraldine the giraffe learns /h/' video: <a href="https://video.link/w/ty5Db">https://video.link/w/ty5Db</a></li> </ul>
<b>Maths</b> 	<p>Today we are going to continue learning about ways to make numbers to 5. Sometimes this is called 'number bonds'. We are going to be using these mathematical words; 'whole', 'part' and 'altogether'</p> <ol style="list-style-type: none"> <li>Remind yourselves of yesterday's lesson</li> <li>Do you know the song '5 Little Ducks'? Sing it if you do or look online for an example to help</li> <li>Print or draw a blank part-whole model big enough to fit 5 small objects (or ducks!) inside each circle</li> <li>Use the '5 Little Ducks' song to play with the part-whole model e.g. with the number 5 as the whole, start with all 5 little ducks (or 5 small objects) in one part and move one duck at a time to the other part, noticing how there are still always 5 altogether</li> <li>Use this to create some number sentences e.g. see across</li> </ol> <p><b>Challenge alert!</b> Repeat with other nursery rhymes e.g. '5 little speckled frogs'</p>	<ul style="list-style-type: none"> <li>A blank part-whole model (templates available on class page)</li> <li>5 small objects or 'ducks'!</li> </ul>  <p>5 = 2 + 3    or    2 + 3 = 5</p>
<b>Explore Time!</b>  <p>(Continuous Provision)</p>	<ul style="list-style-type: none"> <li>Please choose <b>at least 2</b> activities from the '<b>Explore Time! Bingo Board</b>' on our class page to complete today. Just like you would in school, this is your time to learn through your play and use what you know in a way that works for you ☺</li> <li>Try to choose something different from yesterday if you can, you can always come back and repeat an activity you enjoyed afterwards!</li> </ul>	<ul style="list-style-type: none"> <li>'Explore Time! Bingo Board' – available on class page</li> <li>Resources will depend on the activities you choose</li> </ul>

Please take some photos or videos of what you have been up to at home and upload them to Tapestry so that I can see how you are getting on with your learning. It would be really useful for me to know how you got on with the activity: what did you need help with and what could you do on your own?

If you have any questions regarding the work please do not hesitate to contact me via Tapestry.

There is no Zoom today but don't forget to log on **tomorrow at 11:45\***

Have a great day!  
Miss Laurence

**\*DON'T FORGET YOUR SECRET SQUIRREL CHALLENGE!!!**