




Good morning Reception! ☺

Here are your tasks for your home learning today, Thursday 14th January 2021

Subject	Activity	What you will need
Phonics 	<p>Today we are going to revisit the sound we learnt yesterday and learn how to form the letter correctly and use it within words. To help you with this I have made a short video called 'YR Phonics Lesson Support 14.1'. Start this now and then press pause when you are ready to complete each section below:</p> <ol style="list-style-type: none"> 1. Play 'Phonics Tennis' – sending /f/ words between you + a partner 2. Learn how to form the letter f correctly 3. Practise forming the letter f in lots of different ways 4. Spell /f/ words with fridge magnets or similar <p>Challenge alert! Copy your /f/ words down as a list and/or see if you can make a sentence with one of your words.</p>	<ul style="list-style-type: none"> • An electronic device to watch the video • 'YR Phonics Lesson Support 14.1' video (download from class page) • Something to write with and on • Fridge magnets or similar • Optional: flour on a plate or tray
Maths 	<p>Today we are going to continue extending our learning beyond five, to larger numbers.</p> <ol style="list-style-type: none"> 1. What number did we focus on yesterday? Remind yourself. 2. Count to eight and back (you might need a number line to help you when counting backwards as this can be more tricky) 3. Today, we are going to focus on the number that is one more than eight – do you know what this is? That's right... number nine! 4. Watch the Numberblocks episode 'Nine' and talk to your grown up if you have any questions or comments to share 5. Practise drawing a number 9 and make a number 9 card to go with your set from yesterday, collecting nine things to match it 6. Make all the square numbers from the video using blocks (1, 4 and 9). Can you use your blocks to work out the next square number? (12) 7. Do you know why 999 is a very important number? <p>Challenge alert! Make up and play a game that includes police, firefighters or paramedics. Remember: only call 999 in a real emergency!</p>	<ul style="list-style-type: none"> • A device to watch Numberblocks episode 'Nine': https://www.bbc.co.uk/iplayer/episode/b08phbzc/numberblocks-series-2-nine • Pencil/pen • Paper/card • Scissors • Small objects • Building blocks e.g. Duplo • Optional: emergency service dress up/small world/vehicles
Explore Time!  <p>(Continuous Provision)</p>	<ul style="list-style-type: none"> • Please choose at least 2 activities from your Explore Time! Bingo Board (WB 11.1) to complete today. • Don't forget to try and complete the rainbow over the week so you can cover all your areas of learning 	<ul style="list-style-type: none"> • 'Explore Time! Bingo Board' WB 11.1 – available on class page • Resources will depend on the activities you choose

Please take some photos or videos of what you have been up to at home and upload them to Tapestry so that I can see how you are getting on with your learning. It would be really useful for me to know **how** you got on with the activity: what did you need help with and what could you do on your own?

If you have any questions regarding the work please do not hesitate to contact me via Tapestry.

There is **no zoom today** but please remember to join us **tomorrow at 10:15**.

Have a great day!
Miss Laurence