




## Good morning Reception! ☺

Here are your tasks for your home learning today, Monday 11<sup>th</sup> January 2021

Subject	Activity	What you will need
<b>Phonics</b> 	<p>Today we are going to practise the letter sounds we already know and learn a new one too. To help you with this I have made a short video called '<b>YR Phonics Lesson Support 11.1</b>'. Start this now and then press pause when you are ready to complete each section below:</p> <ol style="list-style-type: none"> <li>1. Play Musical Statues, shouting out the letter sounds that I point to. <b>Challenge alert!</b> Can you think of a word that begins with that sound?</li> <li>2. Learn the new letter sound /b/ and words that begin with it</li> <li>3. Watch 'Geraldine the giraffe learns /b/' and find your own things beginning with /b/</li> <li>4. Go to <a href="http://www.phonicsplay.co.uk">www.phonicsplay.co.uk</a> and play 'Buried Treasure' (more info within the support video)</li> </ol>	<ul style="list-style-type: none"> <li>• An electronic device to watch the videos and play the game on Phonics Play</li> <li>• 'YR Phonics Lesson Support 11.1' video (download from class page)</li> <li>• 'Geraldine the giraffe learns /b/' video: <a href="https://video.link/w/rOrEb">https://video.link/w/rOrEb</a></li> </ul>
<b>Maths</b> 	<p>This week we are going to revisit what we know about numbers to five and extend our learning beyond, to larger numbers.</p> <ol style="list-style-type: none"> <li>1. Count to five and back (you might need a number line to help you when counting backwards as this can be more tricky)</li> <li>2. Write your numbers to five spread out on some paper/card and cut them up so you have individual number cards (be careful here!) – save these resources: you'll need them later!</li> <li>3. Collect some small objects and match the correct quantity with each number card e.g. four grapes next to the number 4 card. You could combine this with some daily exercise e.g. collecting stones or leaves</li> <li>4. Today, we are going to focus on the number that is one more than five – do you know what this is? That's right... number <b>six</b>!</li> <li>5. Watch the Numberblocks episode 'Six' and talk to your grown up if you have any questions or comments to share</li> <li>6. Practise drawing a number 6 and make a number 6 card to go with your set, collecting six things to match it</li> <li>7. Build a tower of six blocks</li> <li>8. Draw a picture with six things incorporated e.g. a ladybird with six spots</li> </ol> <p><b>Challenge alert!</b> Play a board game using a standard six-sided die (or dice)</p>	<ul style="list-style-type: none"> <li>• Paper/card</li> <li>• Pens/pencils</li> <li>• Scissors</li> <li>• Small objects</li> <li>• A device to watch Numberblocks episode 'Six': <a href="https://www.bbc.co.uk/iplaye/r/episode/b08pgksd/numberblocks-series-2-six">https://www.bbc.co.uk/iplaye/r/episode/b08pgksd/numberblocks-series-2-six</a></li> <li>• Building blocks e.g. Duplo</li> <li>• Optional: a board game which includes a standard six-sided die (or dice)</li> <li>• Optional: number line to 5 (just write numbers out in a strip)</li> </ul>
<b>Explore Time!</b>  <p>(Continuous Provision)</p>	<ul style="list-style-type: none"> <li>• There is <b>a brand new</b> Explore Time! Bingo board on our class page for this week</li> <li>• Please choose <b>at least 2</b> activities from it to complete today.</li> <li>• Don't forget to try and complete the rainbow over the week so you can cover all your areas of learning</li> </ul>	<ul style="list-style-type: none"> <li>• 'Explore Time! Bingo Board' WB 11.1– available on class page</li> <li>• Resources will depend on the activities you choose</li> </ul>

Please take some photos or videos of what you have been up to at home and upload them to Tapestry so that I can see how you are getting on with your learning. It would be really useful for me to know **how** you got on with the activity: what did you need help with and what could you do on your own?

If you have any questions regarding the work please do not hesitate to contact me via Tapestry.

Please remember to join us for our **Zoom today at 1pm.**

Have a great day!  
Miss Laurence