




Good morning Reception! ☺

Here are your tasks for your home learning today, Friday 8th January 2021

Subject	Activity	What you will need
Phonics 	<p>Today we are going to practise the letter sound we learnt yesterday and spend some time writing too. To help you with this I have made a short video called 'YR Phonics Lesson Support 8.1'. Start this now and then press pause when you are ready to complete each section below:</p> <ol style="list-style-type: none">1. Find all the words beginning with /h/2. Learn how to correctly form the letter 'h'3. Practise forming the letter in different ways4. Write some CVC words or short captions/sentences using /h/	<ul style="list-style-type: none">• A computer/tablet/phone to watch the video• 'YR Phonics Lesson Support 8.1' video (download from class page)• Something to write with and on• <i>Optional: shaving foam on a plate/in a tray</i>
Maths 	<p>Today we are going to continue learning about ways to make numbers to 5. Sometimes this is called 'number bonds'. Today, we are going to be using these mathematical words; 'minus' and 'subtract'</p> <ol style="list-style-type: none">1. Watch the Numberblocks episode 'Holes' (see across)2. Discuss the episode at home, what did you notice?3. Print off or draw some blank part-whole models4. Write a number 5 at the top (whole) and draw little pictures to show how many different ways you can make 5 by putting them in the other two circles (parts)5. This time, write your findings as subtraction number sentences like in the Numberblocks episode e.g. $5 - 3 = 2$ or $5 - 2 = 3$. <p>Challenge alert! Change the whole number at the top and repeat ☺</p>	<ul style="list-style-type: none">• A computer/tablet or phone to watch Numberblocks: https://www.bbc.co.uk/iplaye/r/episode/b08dmjsk/numberblocks-series-1-holes• Colouring pencils• Blank part-whole models (template available on class page)
Explore Time!  (Continuous Provision)	<ul style="list-style-type: none">• Please choose at least 2 activities from the 'Explore Time! Bingo Board' on our class page to complete today. Just like you would in school, this is your time to learn through your play and use what you know in a way that works for you ☺• Try to choose something different from yesterday if you can, you can always come back and repeat an activity you enjoyed afterwards!	<ul style="list-style-type: none">• 'Explore Time! Bingo Board' – available on class page• Resources will depend on the activities you choose

Please take some photos or videos of what you have been up to at home and upload them to Tapestry so that I can see how you are getting on with your learning. It would be really useful for me to know how you got on with the activity: what did you need help with and what could you do on your own?

If you have any questions regarding the work please do not hesitate to contact me via Tapestry.

Don't forget to log on to Zoom **today at 11:45***

Have a great day!
Miss Laurence

***DON'T FORGET YOUR SECRET SQUIRREL CHALLENGE!!!**