

## Good morning Reception! ☺




**Here are your tasks for your home learning today, Friday 15<sup>th</sup> January 2021**



Every Friday 1:30-1:45 the National Marine Aquarium is sharing a Mermaid Tale for Early Years aged children on YouTube.

If you want to try it out the link is: <https://www.youtube.com/user/NMAplymouth>.

For more information visit <https://www.national-aquarium.co.uk/learning-at-the-aquarium/home-learning-sessions/>.

Subject	Activity	What you will need
<b>Phonics</b> 	<p>Today we are going to revisit our Phase 2 tricky words and learn a new one too. To help you with this I have made a short video called <b>'YR Phonics Lesson Support 15.1'</b>. Start this now and then press pause when you are ready to complete each section below:</p> <ol style="list-style-type: none"> <li>1. Revisit learnt tricky words; if you are having trouble remembering them, copy them down on post-it notes and put them up around your house so you can practise saying them lots of times a day</li> <li>2. Learn the new tricky word 'go' and understand it's meaning</li> <li>3. Write 'go' on post-it notes and give them a high-five shouting "GO!" or write them in chalk outside and jump on them while you shout!</li> <li>4. Be a phonics detective and search for 'go' in some books you have at home</li> </ol> <p><b>Challenge alert!</b> Write a sentence including one or more Phase 2 tricky words</p>	<ul style="list-style-type: none"> <li>• An electronic device to watch the video 'YR Phonics Lesson Support 15.1' (download from class page)</li> <li>• Some books with words in (grown-ups: you may want to find a couple of books with today's tricky word in before you start so your child has success!)</li> <li>• Post-it notes or similar and a pen/pencil and/or chalk</li> <li>• Optional: a magnifying glass</li> <li>• Optional: something to write with and on</li> </ul>
<b>Maths</b> 	<p>Today we are going to continue extending our learning beyond five, to larger numbers.</p> <ol style="list-style-type: none"> <li>1. What number did we focus on yesterday? Remind yourself.</li> <li>2. Count to nine and back (you might need a number line to help you when counting backwards as this can be more tricky)</li> <li>3. Today, we are going to focus on the number that is one more than nine – do you know what this is? That's right... number <b>ten</b>!</li> <li>4. Watch the Numberblocks episode 'Ten' and talk to your grown up if you have any questions or comments to share</li> <li>5. Practise writing the number 10 and make a number 10 card to go with your set from yesterday, collecting ten things to match it</li> <li>6. Can you make some stairs using 10 blocks?</li> <li>7. Draw around both hands or feet and number your fingers or toes</li> </ol> <p><b>Challenge alert!</b> How many different ways can you make ten? Can you write some number sentences e.g. <math>4 + 6 = \underline{\quad}</math>? Or try some missing number sentences e.g. <math>\underline{\quad} + 6 = 10</math>? How do you know?</p>	<ul style="list-style-type: none"> <li>• A device to watch Numberblocks episode 'Ten': <a href="https://www.bbc.co.uk/iplayer/episode/b08phr1g/numberblocks-series-2-ten">https://www.bbc.co.uk/iplayer/episode/b08phr1g/numberblocks-series-2-ten</a></li> <li>• Pencil/pen</li> <li>• Paper/card</li> <li>• Scissors</li> <li>• Small objects</li> <li>• Building blocks e.g. Duplo</li> </ul>
<b>Explore Time!</b> 	<ul style="list-style-type: none"> <li>• Please choose <b>at least 2</b> activities from your <b>Explore Time! Bingo Board</b> (WB 11.1) to complete today.</li> <li>• Don't forget to try and complete the rainbow over the week so you can cover all your areas of learning</li> </ul>	<ul style="list-style-type: none"> <li>• 'Explore Time! Bingo Board' WB 11.1– available on class page</li> <li>• Resources will depend on the activities you choose</li> </ul>

(Continuous Provision)

Please take some photos or videos of what you have been up to at home and upload them to Tapestry so that I can see how you are getting on with your learning. It would be really useful for me to know **how** you got on with the activity: what did you need help with and what could you do on your own?

If you have any questions regarding the work please do not hesitate to contact me via Tapestry.

Please remember to join us **on Zoom at 10:15**.

Have a great day!  
Miss Laurence