




Good morning Reception! ☺

Here are your tasks for your home learning today, **Wednesday 3rd March 2021**

Subject	Activity	What you will need
Phonics 	<p>Today we are going to continue with our Phase 3 digraphs. To help you with this I have made a video called 'YR Phonics Lesson Support 3.3'. Open any links in a separate window so you have them ready when you need them. Now, start the lesson video and press pause when you are ready to complete each section below:</p> <ol style="list-style-type: none"> 1. Play 'Help a Hedgehog' on ICTgames: https://tinyurl.com/2wzr5c3y 2. Learn today's digraph /ch/ and words that begin with this sound 3. Watch 'Geraldine the Giraffe learns /ch/': https://video.link/w/JzIXb <p>Geraldine's challenge: can you find anything at home with the /ch/ sound?</p> <ol style="list-style-type: none"> 4. Play 'Hopscotch'; changing the traditional numbers for /ch/ words <p>Challenge: choose sentences to read containing /ch/ (lucky dip)</p>	<ul style="list-style-type: none"> • An electronic device to watch the videos and play the game • Chalk (<i>can be adapted with paper and pen</i>) • Some outside space (<i>can be adapted for indoors</i>) • A beanbag/rolled up socks • <i>Optional: challenge sentences, scissors, a box/bag</i>
Maths 	<p>This week we are exploring 2D (or flat) shapes. <i>Please note: there is no lesson video for this session.</i></p> <ol style="list-style-type: none"> 1. Revisit the names of the 2D shapes: circle, triangle, square and rectangle 2. Make a checklist of the shapes above 3. Go on a 2D shape hunt at home, in your garden and/or local area 4. Take photographs of the shapes you find on different objects 5. When you're finished, look through the photos together and talk about what shapes you can see; ticking off the ones you found on your checklist <p>Challenge: make a tally chart of your findings. What shape did you find the most of? What did you find the least of? Why do you think this might be?</p> <p><i>Please note: as 2D shapes are flat, it is likely that they will present themselves on some larger 3D shapes/structures. Its fine to discuss these too if you want to, but we will be looking at 3D shapes in a couple of weeks' time</i></p>	<ul style="list-style-type: none"> • Something to write with and on • A camera/tablet/phone to take pictures with
Explore Time!  (Continuous Provision)	<ul style="list-style-type: none"> • Please choose at least 2 activities from your 'Explore Time! Bingo Board' to complete today • Don't forget to try and complete the rainbow over the week so you can cover all your areas of learning 	<ul style="list-style-type: none"> • 'Explore Time! Bingo Board' WB 01.03 – available on class page • Resources will depend on the activities you choose
<p>Please take some photos or videos of what you have been up to at home and upload them to Tapestry so that I can see how you are getting on with your learning. It would be really useful for me to know how you got on with the activity: what did you need help with and what could you do on your own?</p> <p>If you need to ask a question, please do not hesitate to contact me via the 'Memo' section on Tapestry and I will get back to you as soon as I can.</p> <p style="text-align: center;">Please remember to join us on Zoom at 9:30 today.</p> <p style="text-align: center;">Have a great day! Miss Laurence ☺</p>		