





## Good morning Reception! ☺

Here are your tasks for your home learning today, **Wednesday 3<sup>rd</sup> February 2021**

*This week (1<sup>st</sup> 7<sup>th</sup> February) is Children's Mental Health Week. It's always important to look after our minds, as well as our bodies, but it is especially important at the moment with the situation we find ourselves in. The theme this year is 'Express Yourself' so every day I will add a special task to our daily activities, focused on finding ways to share our thoughts, feelings or ideas through creativity. I have reduced the 'Explore Time! Bingo Board' to allow for this, I don't want to create more work...that could have quite the opposite effect than intended!*

Subject	Activity	What you will need
<b>Express Yourself</b> 	<ol style="list-style-type: none"> <li>1. Choose an emotion: happy, sad, excited, angry (or another)</li> <li>2. Choose an art form: dancing, singing, painting (or another)</li> <li>3. Can you show your chosen emotion through your chosen art form? E.g. "can you do a happy dance?"</li> </ol> <p><i>Remember: self-expression is about communicating our individuality. It can help us to showcase our true selves and let go of what we think we 'ought to be'. Therefore, there is no expectation of an end-product here...just enjoy the process together. However, feel free to share if you wish ☺</i></p>	<ul style="list-style-type: none"> <li>• <i>Optional: music, instruments, paints etc. (will depend on your chosen art form)</i></li> </ul>
<b>Phonics</b> 	<p>Today we are going to revisit what we already know and learn a new Phase 3 sound.</p> <p>To help you with this I have made a short video called '<b>YR Phonics Lesson Support 3.2</b>'. Start this now and then press pause when you are ready to complete each section below:</p> <ol style="list-style-type: none"> <li>1. Play 'Space Race' on Phonics Play (Phase 2)</li> <li>2. Learn the new letter sound /w/ and words that begin with it</li> <li>3. Watch 'Geraldine learns the /w/ sound':  <a href="https://video.link/w/akwNb">https://video.link/w/akwNb</a> </li> <li>4. Choose a /w/ challenge:               <ol style="list-style-type: none"> <li>a) Initial sound sorting (j, v and w)</li> <li>b) Phoneme spotter (w)</li> <li>c) Read the /w/ words</li> </ol> </li> </ol> <p><b>Geraldine's challenge:</b> find 3 things at home beginning with /w/</p> <p><b>Extra challenge:</b> Read sentences in the 'Hand up, pair up, swap' game</p>	<ul style="list-style-type: none"> <li>• An electronic device to watch the videos</li> <li>• Your choice of challenge sheet</li> <li>• <i>Optional: scissors, glue, highlighter pen, /w/ sentences</i></li> </ul>
<b>Maths</b> 	<p>Today we are going to continue exploring number bonds to 10. To help you with this I have made a video called '<b>YR Maths Lesson Support 3.2</b>'. Start this now and then press pause when you are ready to complete each section below:</p> <ol style="list-style-type: none"> <li>1. Complete the number sentences to match the ten frames</li> <li>2. Make your own bead string to 10</li> <li>3. Sing the 'Number bonds song' using your bead string</li> <li>4. Explore finding ways to make ten using your bead string</li> </ol> <p><b>Challenge alert!</b> Write number sentences to match your number bonds</p> <p><b>Extra Challenge:</b> Can you help Mr Figg solve his problem?</p>	<ul style="list-style-type: none"> <li>• An electronic device to watch the video</li> <li>• A shoe lace/string/wool and 10 small items that can be threaded on to it e.g. beads/pasta/buttons</li> <li>• <i>Optional: something to write with and on</i></li> </ul>
<b>Explore Time!</b>  <p>(Continuous Provision)</p>	<ul style="list-style-type: none"> <li>• Please choose <b>at least 1</b> activity from your Explore Time! Bingo Board to complete today</li> <li>• Don't forget to try and complete the rainbow over the week so you can cover all your areas of learning (some activities are short and sweet so you can fit a couple in on some days this week)</li> </ul>	<ul style="list-style-type: none"> <li>• 'Explore Time! Bingo Board' WB 01.02– available on class page</li> <li>• Resources will depend on the activities you choose</li> </ul>

Please take some photos or videos of what you have been up to at home and upload them to Tapestry so that I can see how you are getting on with your learning. It would be really useful for me to know **how** you got on with the activity: what did you need help with and what could you do on your own?

If you need to ask a question, please do not hesitate to contact me via the 'Memo' section on Tapestry and I will get back to you as soon as I can.

Please remember to join us on **Zoom at 11am today** and bring your 'Show and Share' if it's your turn!

Have a great day! Miss Laurence ☺