




## Good morning Reception! ☺

Here are your tasks for your home learning today, Wednesday 27<sup>th</sup> January 2021

Subject	Activity	What you will need
<b>Phonics</b> 	<p>Today we are going to start learning about Phase 3 Phonics! To help you with this I have made a short video called 'YR Phonics Lesson Support 27.1'. Start this now and then press pause when you are ready to complete each section below:</p> <ol style="list-style-type: none"> <li>1. Play 'Reading Robot' on Phonics Play.</li> <li>2. Learn the new grapheme /j/ and words that begin with this sound</li> <li>3. Watch 'Geraldine learns /j/': <a href="https://video.link/w/q9BKb">https://video.link/w/q9BKb</a></li> </ol> <p><b>Challenge alert!</b> Can you find 3 things at home beginning with /j/?</p> <ol style="list-style-type: none"> <li>4. Play 'Phonics Jump'; rolling a die, jumping along the floor and reading words beginning with /j/</li> </ol> <p><b>Challenge alert!</b> Read the sentences including /j/ words.</p>	<ul style="list-style-type: none"> <li>• An electronic device to watch the video: 'YR Phonics Lesson Support 27.1', play the game on Phonics Play and watch Geraldine</li> <li>• The /j/ words – printed or copied</li> <li>• Scissors</li> <li>• A die</li> </ul>
<b>Maths</b> 	<p>This week we are going to practise finding the total. We will use this vocabulary: adding, total and altogether. To help you today I have made a short video called 'YR Maths Lesson Support 27.1'. Start this now and then press pause when you are ready to complete each section below:</p> <ol style="list-style-type: none"> <li>1. Revisit solving pictorial addition sentences</li> <li>2. Learn how to count on using a number line</li> <li>3. Play 'Robot Addition' on Top Marks to practise adding up to 10: <a href="https://www.topmarks.co.uk/addition/robot-addition">https://www.topmarks.co.uk/addition/robot-addition</a></li> </ol> <p><b>Challenge alert!</b> Try solving the three addition word problems. For an extra challenge you could write the number sentence to go with each problem.</p>	<ul style="list-style-type: none"> <li>• An electronic device to watch the video: 'YR Maths Lesson Support 27.1' and play the game on Top Marks</li> <li>• <i>Optional: a number line, a counter, something to write with and on</i></li> </ul>
<b>Explore Time!</b>  <p>(Continuous Provision)</p>	<ul style="list-style-type: none"> <li>• Please choose <b>at least 2</b> activities from you Explore Time! Bingo Board (WB 25.1) to complete today</li> <li>• Don't forget to try and complete the rainbow over the week so you can cover all your areas of learning</li> </ul>	<ul style="list-style-type: none"> <li>• 'Explore Time! Bingo Board' WB 25.1– available on class page</li> <li>• Resources will depend on the activities you choose</li> </ul>

Please take some photos or videos of what you have been up to at home and upload them to Tapestry so that I can see how you are getting on with your learning. It would be really useful for me to know **how** you got on with the activity: what did you need help with and what could you do on your own?

If you need to ask a question, please do not hesitate to contact me via the 'Memo' section on Tapestry and I will get back to you as soon as I can.

Please remember to join us on **Zoom today at 9:30.**

Have a great day!  
Miss Laurence