




Good morning Reception! ☺

Here are your tasks for your home learning today, Wednesday 20th January 2021

Subject	Activity	What you will need
Phonics 	<p>Today we are going to revisit the digraph 'ck' and learn some new digraphs too. To help you with this I have made a short video called 'YR Phonics Lesson Support 20.1'. Start this now and then press pause when you are ready to complete each section below:</p> <ol style="list-style-type: none"> 1. Revisit the digraph 'ck' and recap the meaning of 'digraph' 2. Learn the new digraphs 'ff' and 'll' and read them within words 3. Be a phonics detective, searching for 'ff' in 'The Three Little Pigs' and/or 'ck' and 'll' in 'Jack and Jill' 4. Play 'Roll and read'; choosing 'ff', 'll' or both! <p>Challenge alert! Can you use your word in a verbal sentence?</p>	<ul style="list-style-type: none"> • An electronic device to watch the video: 'YR Phonics Lesson Support 20.1' (class page) • 'The Three Little Pigs' and/or 'Jack and Jill' (class page or own collection) • 'Roll and read' sheet • A die/dice • A pen/pencil
Maths 	<p>This week we are going to compare numbers using the words, 'more', 'fewer' and 'less'. To help you today I have made a video called 'YR Maths Lesson Support 20.1'. Start this now and then press pause when you are ready to complete each section below:</p> <ol style="list-style-type: none"> 1. Find all the representations of eight 2. Do you know the story of 'The Enormous Turnip'? If not, go and read/watch this now 3. Use the story to learn about adding 1 more 4. Watch the Numberblocks episode 'Just add one' (series 2, episode 6) and talk about it with a grown up 5. Play with some toys and line them up e.g. teddies in a queue or cars in a traffic jam. How many do you have? What will happen if you add one more? Can you guess, add it on and then count to check? 6. Use the 'Building Brick' challenge cards to build your own towers and copy the number sentences. Can you work out the answers? <p>Challenge alert! Try the 'Adding 1' worksheet. Writing the addition sentences to match the pictures.</p>	<ul style="list-style-type: none"> • An electronic device to watch the videos: 'YR Maths Lesson Support 20.1' and Numberblocks 'Just add one': https://www.bbc.co.uk/iplayer/episode/b08g39b4/numberblocks-series-2-just-add-one • Toys that can be lined up e.g. teddies/cars • Building bricks e.g. duplo/lego/megablocks • Something to write with and on • Optional: 'Adding 1' worksheet
Explore Time!  <p>(Continuous Provision)</p>	<ul style="list-style-type: none"> • Please choose at least 2 activities from your 'Explore Time! Bingo Board' WB 18.1 to complete today. • Don't forget to try and complete the rainbow over the week so you can cover all your areas of learning 	<ul style="list-style-type: none"> • 'Explore Time! Bingo Board' WB 18.1– available on class page • Resources will depend on the activities you choose

Please take some photos or videos of what you have been up to at home and upload them to Tapestry so that I can see how you are getting on with your learning. It would be really useful for me to know **how** you got on with the activity: what did you need help with and what could you do on your own?

If you need to ask a question or share a concern, please do not hesitate to contact me via the 'Memo' section on Tapestry and I will get back to you as soon as I can.

Please join us for our **Zoom meeting at 11:00**.

Have a great day!
Miss Laurence