




Good morning Reception! ☺

Here are your tasks for your home learning today, **Wednesday 10th February 2021**

❄️ Please remember to get out and enjoy the snow if you can! ❄️

Subject	Activity	What you will need
Phonics 	<p>Today we are going to revisit the sound we learnt on Monday and think about forming it to use in our writing. To help you with this I have made a video called 'YR Phonics Lesson Support 10.2'. First, open up the BBC Bitesize link below in a separate window so you have it ready when you need it. Now, start the lesson video and then press pause when you are ready to complete each section below:</p> <ol style="list-style-type: none"> Complete 'The x sound' on BBC Bitesize to revisit what we learnt on Monday. Watch the video and try the quiz: https://tinyurl.com/he8nqgpt Learn how to form the letter 'x' Practise forming today's letter in lots of different ways Choose a challenge: <ul style="list-style-type: none"> ❖ Option A: join the dots and label (fox) ❖ Option B: draw your own picture (a word containing /x/) and label <p>Extra challenge! Listen carefully to write down the /x/ words</p>	<ul style="list-style-type: none"> An electronic device to watch the video and visit BBC Bitesize Option A sheet or a piece of paper/something to draw on Something to write and draw with <i>Optional: a stick, a box, a wax crayon</i>
Maths 	<p>This week we are going to be learning to use and understand positional language. To help you today I have made a video called 'YR Maths Lesson Support 10.2'. Start this now and then press pause when you are ready to complete each section below:</p> <ol style="list-style-type: none"> Can you solve the bowling problem using your number bonds? Look at the photos. Who can you see? Can you describe where they are using any position words? Use today's words (in front of) to describe the position of the objects in the pictures Hide and seek: hide your teddy/toy in your home for your partner to find <u>in front of</u> different objects, give them a clue "the bear is in front of the..." <p>Challenge: Use some position words to describe the traffic image</p>	<ul style="list-style-type: none"> An electronic device to watch the lesson video A teddy/toy
Explore Time!  (Continuous Provision)	<ul style="list-style-type: none"> Please choose at least 2 activities from your Explore Time! Bingo Board to complete today Don't forget to try and complete the rainbow over the week so you can cover all your areas of learning 	<ul style="list-style-type: none"> 'Explore Time! Bingo Board' WB 08.02– available on class page Resources will depend on the activities you choose
<p>Please take some photos or videos of what you have been up to at home and upload them to Tapestry so that I can see how you are getting on with your learning. It would be really useful for me to know how you got on with the activity: what did you need help with and what could you do on your own?</p> <p>If you need to ask a question, please do not hesitate to contact me via the 'Memo' section on Tapestry and I will get back to you as soon as I can.</p> <p style="text-align: center;">Please remember to join us on Zoom at 9:30 today.</p> <p style="text-align: center;">Have a great day! Miss Laurence ☺</p>		