




## Good morning Reception! ☺

Here are your tasks for your home learning today, Monday 26<sup>th</sup> January 2021

Subject	Activity	What you will need
<b>Phonics</b> 	<p>Today we are going to revise what we know from Phase 2 and further assess what we have learnt. To help you with this I have made a short video called 'YR Phonics Lesson Support 26.1'. Start this now and then press pause when you are ready to complete each section below:</p> <ol style="list-style-type: none"> <li>1. Play 'Flashcards: Speed Trial' on Phonics Play</li> <li>2. Look at the 'Phase 2 Writing House' homework sheet you completed on Friday and practise forming any letters you need to revisit. You don't have to use pencil and paper remember! (<i>Can skip if appropriate</i>)</li> <li>3. Can you spell the words on homework sheet 'Phase 2 Superhero Words – Writing'? Ask a grown up to tick off the ones you can spell independently. (<i>Children should <u>not</u> use this sheet to copy from but can use a sound mat or their writing house to support letter formation if required</i>).</li> </ol> <p><b>Challenge alert!</b> Look at the pictures and choose whether to complete the kitchen scene or outdoor scene (or both!) Think what each label could say and say the words out loud. Can you write these words using your phonics knowledge? Grown-ups – the answers are on page 3 and 4 if you need help!</p>	<ul style="list-style-type: none"> <li>• An electronic device to watch the video: 'YR Phonics Lesson Support 26.1' and play the game on Phonics Play</li> <li>• Your completed 'Phase 2 Writing House' sheet from Friday</li> <li>• Something to write with and on (this doesn't have to be pencil and paper!)</li> <li>• 'Phase 2 Superhero Words – Writing' sheet</li> </ul> <p><i>Optional: 'Phase 2 Writing Challenge' picture sheet(s) and a pen/pencil</i></p>
<b>Maths</b> 	<p>This week we are going to practise finding the total. We will use this vocabulary: adding, total and altogether. To help you today I have made a short video called 'YR Maths Lesson Support 26.1'. Start this now and then press pause when you are ready to complete each section below:</p> <ol style="list-style-type: none"> <li>1. Revisit finding the total by counting all pictures in two groups</li> <li>2. Learn about the symbols + and =</li> <li>3. Practise solving pictorial addition sentences</li> <li>4. Play 'Addition to 10' on Top Marks to practise adding:  <a href="https://www.topmarks.co.uk/addition/addition-to-10">https://www.topmarks.co.uk/addition/addition-to-10</a> </li> </ol> <p><b>Challenge alert!</b> Try solving the three addition word problems. For an extra challenge you could write the number sentence to go with each problem.</p>	<ul style="list-style-type: none"> <li>• An electronic device to watch the video: 'YR Maths Lesson Support 26.1' and play the game on Top Marks</li> <li>• <i>Optional: something to write with and on</i></li> </ul>
<b>Explore Time!</b>  <p>(Continuous Provision)</p>	<ul style="list-style-type: none"> <li>• Please choose <b>at least 2</b> activities from your Explore Time! Bingo Board (WB 25.1) to complete today</li> <li>• Don't forget to try and complete the rainbow over the week so you can cover all your areas of learning</li> </ul>	<ul style="list-style-type: none"> <li>• 'Explore Time! Bingo Board' WB 25.1– available on class page</li> <li>• Resources will depend on the activities you choose</li> </ul>

Please take some photos or videos of what you have been up to at home and upload them to Tapestry so that I can see how you are getting on with your learning. It would be really useful for me to know **how** you got on with the activity: what did you need help with and what could you do on your own?

If you need to ask a question, please do not hesitate to contact me via the 'Memo' section on Tapestry and I will get back to you as soon as I can.

There is **no Zoom today** but please remember to join us **tomorrow at 9:30**.

Have a great day!  
Miss Laurence