

Good morning Year 6!
Here are your lessons for Tuesday 26th
January.

YOU GUYS can email me through the vle

<https://meadgate.myvle.co.uk/login/>

YOUR PARENTS/CARERS can email me year6@meadgate.essex.sch.uk








Word of the day:

identify

Use [Free On-Line English Dictionary](#) | [Thesaurus](#) | [Children's, Intermediate Dictionary](#) | [Wordsmyth](#)

to find out the meaning of the word and tell me what it means on the vle!

Subject	Activity	What you will need						
Maths	<ol style="list-style-type: none"> Log on to TTRock Stars and try to get your best ever speed for 15 minutes. We are going to use resources from White Rose Hub this week. First click on this link: Autumn Week 8 - Number: Fractions White Rose Maths and look for this video on comparing and ordering fractions: Click on the video. You can pause it whenever you need to so you can go back over work or new skills. You can pause it to answer questions too. Take it at the right speed for you.  <p>Challenge 1: Look for the worksheet underneath this lesson on the website. Do the questions you can manage. Do not worry if some of it is tricky. The answers are there on the website too so you can mark it before you send it to me.</p> <p>Challenge 2: There is a true or false challenge question under the worksheet. Have a go if you feel ready to. The answer is on the second slide so you can mark this too.</p> <p>If this work feels very tricky, just have a go at the video questions. But let me know if you're really stuck because of course I would love to help you 😊</p>	<p>TTRock Stars login</p>  <p>Paper (or printed work sheets if you have a printer) Pencil or pen</p>						
Break	Well done! Have a drink and a snack and do something you'd like to do for 15 minutes to relax. Or, if you have a garden, get outside for a bit and have a race around or a kick of a football.							
English	 <p>Well done if you got the first part of your Mission Possible story written yesterday! Today you are going to write the second half of your story, using your plan to help.</p> <p>Remember, each section of your plan is a new paragraph.</p> <p>You may write on a screen or use pen and paper – whatever works for you. When you have finished please check your punctuation and spelling. Re-read your story through – re you pleased with it?</p>	<table border="1"> <tr> <td>Resolution (paragraph 4)</td><td> <ul style="list-style-type: none"> • MCs overcome problem & complete their mission/quest </td><td> <ul style="list-style-type: none"> • They run really fast – escape thieves • Pete & Polly return Yata no Kagami to Japanese Embassy </td></tr> <tr> <td>Ending (paragraph 5)</td><td> <ul style="list-style-type: none"> • MCs return to their everyday lives • New mission arrives </td><td> <ul style="list-style-type: none"> • walk to school next day • Pete's watch flashes – new mission arrives </td></tr> </table>	Resolution (paragraph 4)	<ul style="list-style-type: none"> • MCs overcome problem & complete their mission/quest 	<ul style="list-style-type: none"> • They run really fast – escape thieves • Pete & Polly return Yata no Kagami to Japanese Embassy 	Ending (paragraph 5)	<ul style="list-style-type: none"> • MCs return to their everyday lives • New mission arrives 	<ul style="list-style-type: none"> • walk to school next day • Pete's watch flashes – new mission arrives
Resolution (paragraph 4)	<ul style="list-style-type: none"> • MCs overcome problem & complete their mission/quest 	<ul style="list-style-type: none"> • They run really fast – escape thieves • Pete & Polly return Yata no Kagami to Japanese Embassy 						
Ending (paragraph 5)	<ul style="list-style-type: none"> • MCs return to their everyday lives • New mission arrives 	<ul style="list-style-type: none"> • walk to school next day • Pete's watch flashes – new mission arrives 						
Lunch	Super work Year 6! Well done for trying some new ways of learning maths at home today. I am proud of you. You'll be pleased to hear that it's LUNCH TIME!							

Geography	<p>Reading directions on a map.</p> <p>In this lesson we will discover how to read directions on a map by studying the eight-point compass.</p> <p>We will practice the map skills we have learnt so far in today's independent tasks.</p> <p>There is a video from me introducing your tasks for the day under this lesson on the website. The activities are there too.</p>
Reading	<p>I have put a video on this page of me reading the next chapter of Letters from the Lighthouse, with questions for you to consider. If you can't get on to do this, please read your own book or log onto Active Learn and find a book there. Please write in your reading log.</p>
<p>Now you can relax and I hope you have a lovely evening. Chill!</p> <p>You are doing so well! 😊</p> <p>Ms Pateman</p> 