




Good morning Reception! ☺

Here are your tasks for your home learning today, **Tuesday 23rd February 2021**

Subject	Activity	What you will need
Phonics 	<p>Today we are going to continue with our learning of Phase 3 letters and sounds. To help you with this I have made a video called 'YR Phonics Lesson Support 23.2'. Open the links in a separate window so you have them ready when you need them. Now, start the lesson video and press pause when you are ready to complete each section below:</p> <ol style="list-style-type: none"> 1. Play 'Phonics Pop'; selecting 'Set 6: j, v, w, x': https://www.ictgames.com/phonicsPop/index.html 2. Learn the new letter sound /z/ and words that begin with it 3. Watch 'Geraldine the Giraffe learns /z/': https://video.link/w/vOgUb <p>Geraldine's challenge: can you find anything at home with /z/?</p> <ol style="list-style-type: none"> 4. Play 'Zap it!' Grown-ups to write 'z' and other letters/numbers all around the home/outside. Child 'zaps' the /z/ sounds using a wand/their hand/a water gun etc. <p>Extra challenge: Play the same game as above but make it harder by adding in some /z/ words too (you can use real and fake words!)</p>	<ul style="list-style-type: none"> • An electronic device to watch the videos and play the game • Chalk/ pen and post-its • <i>Optional: wand/water gun/fly swatter</i>
Maths 	<p>This week we are going to continue with positional language. To help you today I have made a video called 'YR Maths Lesson Support 23.2'. Open any links before you start the lesson video and then press pause when you are ready to complete each section below:</p> <ol style="list-style-type: none"> 1. Play 'Hot potato': counting to 10, 20 or beyond 2. Look at the photo, what position word could you use? 3. Learn to use today's word to describe the pictures 4. Practise using today's word by describing the grid of flowers 5. Use the 'Under the Sea' hotspots to describe where the fish are using positional language: <p><i>(Access this resource using pin code: ML6238 at Twinkl Go)</i></p>	<ul style="list-style-type: none"> • An electronic device to watch the video and use the under the sea hotspots • A beanbag/ball/potato/ any object small enough to pass between you and your partner
Explore Time!  (Continuous Provision)	<ul style="list-style-type: none"> • Please choose at least 2 activities to complete from your 'Explore Time! Bingo Board' today • Don't forget to try and complete the rainbow over the week so you can cover all your areas of learning 	<ul style="list-style-type: none"> • 'Explore Time! Bingo Board' WB 22.02– available on class page • Resources will depend on the activities you choose
<p>Please take some photos or videos of what you have been up to at home and upload them to Tapestry so that I can see how you are getting on with your learning. It would be really useful for me to know how you got on with the activity: what did you need help with and what could you do on your own?</p> <p>If you need to ask a question, please do not hesitate to contact me via the 'Memo' section on Tapestry and I will get back to you as soon as I can.</p> <p style="text-align: center;">There is no Zoom today but please remember to join us tomorrow at 11am.</p> <p style="text-align: center;">Have a great day! Miss Laurence ☺</p>		