





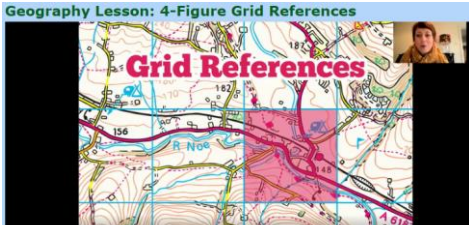


Good morning Year 6!
Here are your lessons for Tuesday 23rd February.



YOU GUYS can email me through the vle <https://meadgate.myvle.co.uk/login/>
 YOUR PARENTS/CARERS can email me year6@meadgate.essex.sch.uk

Subject	Activity	What you will need
Zoom	9:30 I am going to give you an opportunity to pair up for various activities today.	
Maths	<ol style="list-style-type: none"> 1. Log on to Active Learn or TTRock Stars and warm up your maths brain! 2. Find my maths lesson video below these lessons. Today you will be using your knowledge of factor pairs to work out common factors. The questions you will need to answer are on the video. 3. If you would like a challenge and you feel you have mastered factors, click on the challenge below the video which looks like this: 	<p>Sign in on the vle and go to CONTENT. From there you can click</p>  <p>on... or</p>  <ul style="list-style-type: none"> • Paper • Pencil or pen
Break	Well done! Have a drink and a snack and do something you'd like to do for 15 minutes to relax. Or, if you have a garden, get outside for a bit and have a race around or a kick of a football.	
English	<p>Follow my English lesson video to start writing your new spy stories.</p> <p>The video is below these lessons.</p> <p>YOU WILL NEED:</p> <ul style="list-style-type: none"> • Your completed planning sheet with your ideas • A piece of paper and a pen or pencil to write on or a laptop to write your story on. 	<p>English lesson: Writing the first chapter of our new spy story</p> 
Lunch	Super work Year 6! You'll be pleased to hear that it's LUNCH TIME!	
Reading	Choose a book to read for 15 minutes or log on to Bug Club to find a good book. Write in your reading record book.	
Geography	<p>Follow my Geography lesson video to start work on grid references this afternoon.</p> <p>Resources are below the video. If you have a printer – great, you can print out the worksheet. But if you don't have a printer – do not worry – you can copy out the small amount of writing on a piece of paper. You don't need to print the maps – they may just use up too much printer ink so check with parents first. You can use the map on a screen to read the grid references.</p>	<p>Geography Lesson: 4-Figure Grid References</p> 
<p>Now you can relax and I hope you have a lovely evening. Chill!</p> <p>You are doing so well! 😊</p> <p>Ms Pateman</p>		