




Good morning Reception! ☺

Here are your tasks for your home learning today, Tuesday 19th January 2021

Subject	Activity	What you will need
Phonics 	<p>Today we are going to practise the letter sound we learnt yesterday and practise writing it too. To help you with this I have made a short video called 'YR Phonics Lesson Support 19.1'. Start this now and then press pause when you are ready to complete each section below:</p> <ol style="list-style-type: none"> 1. Play 'Liar, liar': an 'odd-one-out' game 2. Learn how to form the letter l correctly 3. Practise forming the letter l in lots of different ways 4. Choose a chilli challenge to complete today: <ul style="list-style-type: none"> - Sound out the /l/ words - Write down the /l/ words - Write a sentence including at least one /l/ word 	<ul style="list-style-type: none"> • An electronic device to watch the video: 'YR Phonics Lesson Support 19.1' (class page) • Something to write with and on • Optional: dry lentils in a tray/on a plate
Maths 	<p>This week we are going to compare numbers using the words, 'more', 'fewer' and 'less'. To help you today I have made a video called 'YR Maths Lesson Support 19.1'. Start this now and then press pause when you are ready to complete each section below:</p> <ol style="list-style-type: none"> 1. Find all the representations of seven 2. Recap yesterday's learning on 'more' 3. Revisit the word 'fewer' and think about it's meaning 4. Compare the items in the ten frames, saying which has 'fewer' 5. Try the Superman challenges; using cubes to build towers with fewer of one colour. Can you build your own tower and say the sentence "My tower has fewer _____ cubes" <p>Challenge alert! Write number sentences to reflect your towers e.g. $6 + 3 = 9$.</p> <ol style="list-style-type: none"> 6. Amelie says, "Fewer is the opposite of more" – is she right? Why? 	<ul style="list-style-type: none"> • An electronic device to watch the video: 'YR Maths Lesson Support 19.1' • Cubes or building blocks e.g. multilink/Duplo/Megablocks etc. • Optional: something to write with and on
Explore Time!  <p>(Continuous Provision)</p>	<ul style="list-style-type: none"> • Please choose at least 2 activities from your 'Explore Time! Bingo Board' WB 18.1 to complete today. • Don't forget to try and complete the rainbow over the week so you can cover all your areas of learning 	<ul style="list-style-type: none"> • 'Explore Time! Bingo Board' WB 18.1– available on class page • Resources will depend on the activities you choose

Please take some photos or videos of what you have been up to at home and upload them to Tapestry so that I can see how you are getting on with your learning. It would be really useful for me to know **how** you got on with the activity: what did you need help with and what could you do on your own?

If you need to ask a question or share a concern, please do not hesitate to contact me via the 'Memo' section on Tapestry and I will get back to you as soon as I can.

There is no Zoom today but please remember to join us for our **Zoom tomorrow at 11:00.**

Have a great day!
Miss Laurence