

**Good morning Year 6!**  
**Here are your lessons for Tuesday 12<sup>th</sup>**  
**January.**



We are going to try some video lessons in maths this week.

**Yes – it IS geography this afternoon. And I know EXACTLY what you are thinking! But DO NOT FEAR...trust me, even though he has a deep passion for teaching this subject, Mr Figg is far too busy right now to suddenly appear on your computer screens with his friend Alan Titchmarsh...it's a lesson from me ☺**

YOU GUYS can email me through the vle <https://meadgate.myvle.co.uk/login/>




YOUR PARENTS/CARERS can email me [year6@meadgate.essex.sch.uk](mailto:year6@meadgate.essex.sch.uk)




**I'm back at home today so we will be Zooming at 1pm.**

Word of the day:

**evidence**

Use [Free On-Line English Dictionary | Thesaurus | Children's, Intermediate Dictionary | Wordsmyth](#) to find out the meaning of the word and tell me what it means on the vle!

Subject	Activity	What you will need
Maths	<ol style="list-style-type: none"> <li>1. Log on to TTRock Stars and try to get your best ever speed for 15 minutes.</li> <li>2. We are going to use resources from White Rose Hub this week, like we did when I was teaching you from home before Christmas.</li> </ol> <p>First click on this link: <a href="#">Autumn Week 8 - Number: Fractions   White Rose Maths</a> and look for this video on equivalent fractions:</p> <ol style="list-style-type: none"> <li>3. Click on the video. You can pause it whenever you need to so you can go back over work or new skills. You can pause it to answer questions too. Take it at the right speed for you.</li> </ol> <p><b>Challenge 1:</b> Look for this worksheet underneath this lesson on the website. Do the questions you can manage. Do not worry if some of it is tricky. The answers are there on the website too so you can mark it before you send it to me.</p> <p><b>Challenge 2:</b> There is a true or false challenge question under the worksheet. Have a go if you feel ready to. The answer is on the second slide so you can mark this too.</p> <p><b>If this work feels very tricky, just have a go at the video questions. But let me know if you're really stuck because of course I would love to help you ☺</b></p>	<p>TTRock Stars login</p>  <p>Paper (or printed work sheets if you have a printer) Pencil or pen</p>
Break	Well done! Have a drink and a snack and do something you'd like to do for 15 minutes to relax. Or, if you have a garden, get outside for a bit and have a race around or a kick of a football.	
English	<p>Well done if you got your character profiles done yesterday.</p> <ol style="list-style-type: none"> <li>1. Click on the link below this and you will find a workbook called <b><u>Mission Possible.</u></b></li> <li>2. <b><u>Go to p.17 and read it. The next few pages are to</u></b> help you create a name for the main characters in your story – the goodies and the baddies. Characters 'names in stories are often very important and can hint at their personality or job. Complete pages 17 and 18 and the very top of p. 19 that looks like this:</li> </ol>	

	<p>Write some ideas for character names here:</p> <table><tr><th>Names for your main characters (goodies)</th><th>Names for your bad characters</th></tr><tr><td></td><td></td></tr></table>		Names for your main characters (goodies)	Names for your bad characters			<p>3. You can either print these sheets off or write down your character names on paper.</p> <p>4. This last part – the names – is the only part you will need to send me today for English 😊</p>
Names for your main characters (goodies)	Names for your bad characters						
Lunch	<p>Super work Year 6! Well done for trying some new ways of learning maths at home today. I am proud of you.</p> <p>You'll be pleased to hear that it's LUNCH TIME!</p>						
Zoom 1pm	<p>Let's hope this goes better than Friday (so sorry guys!)</p> <p>Your parents should have the Zoom codes so you guys can have a catch up together with myself and Ms Daw. This is the time for a talk about any work you are worried about and a chance for me to read to you...and probably have one of our bonkers chats!</p>						
Geography	<p>To be a really good spy you MUST learn good navigation skills, otherwise, how will you meet up with other spies or find enemy agents?! So our Geography lessons this half term are all to do with reading maps. Today, by the end of our lesson, you will be able to explain why maps have symbols on them and use a key to find out what a symbol means.</p> <ol style="list-style-type: none"><li>1. Find the PowerPoint presentation below this lesson. Play the slideshow and click on all the links to watch the videos.</li><li>2. Look for the symbols sheets and click. There are two – the second one is a challenge. If you don't have a printer you can draw each symbol and label it.</li></ol> <div> <a href="#">Matching Map Symbols.pdf</a>  <a href="#">Challenge Making Map Symbols.pdf</a></div>						
<p>Now you can relax and I hope you have a lovely evening. Chill!</p> <p>You are doing so well! 😊</p> <p>Ms Pateman</p> 