



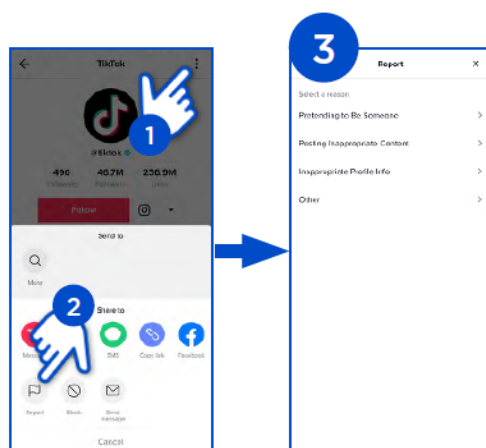
Ages 7-11 > Advice on how to block and report

## Advice on how to block and report



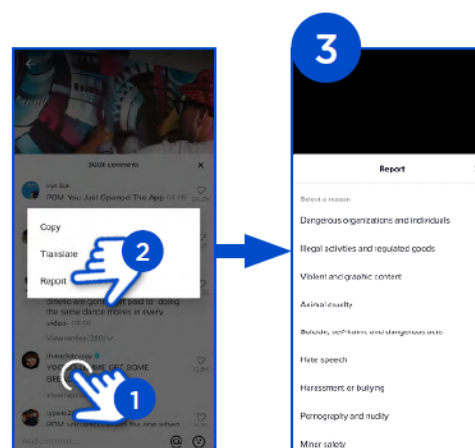
You can **block** a user so they won't be able to view your videos or interact with you through direct messages, comments, follows, or likes.

You can **report** abuse, spam, or anything else that doesn't follow the Community Guidelines within the app.



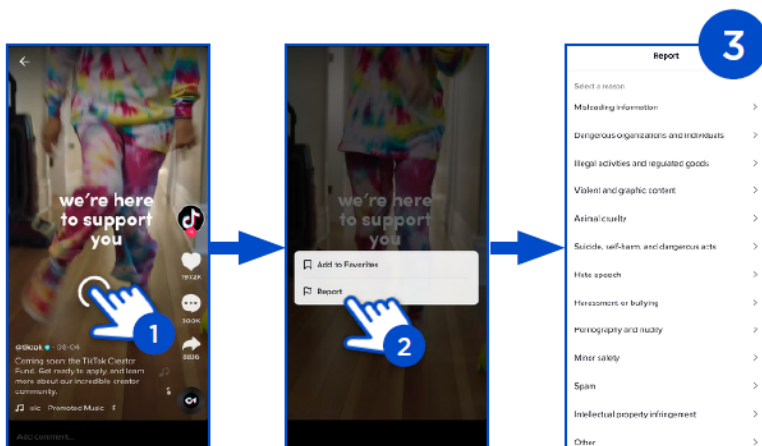
### Reporting or blocking a user

1. On the user's profile, tap the **three dots** at the top of the screen.
2. Tap 'Report' or 'Block'.
3. Select a reason and follow the instructions.



### Reporting a comment

1. Long press on the comment.
2. Tap 'Report'.
3. Select a reason and follow the instructions.



### Reporting a video

1. Long press on the video.
2. Tap 'Report'.
3. Select a reason and follow the instructions.



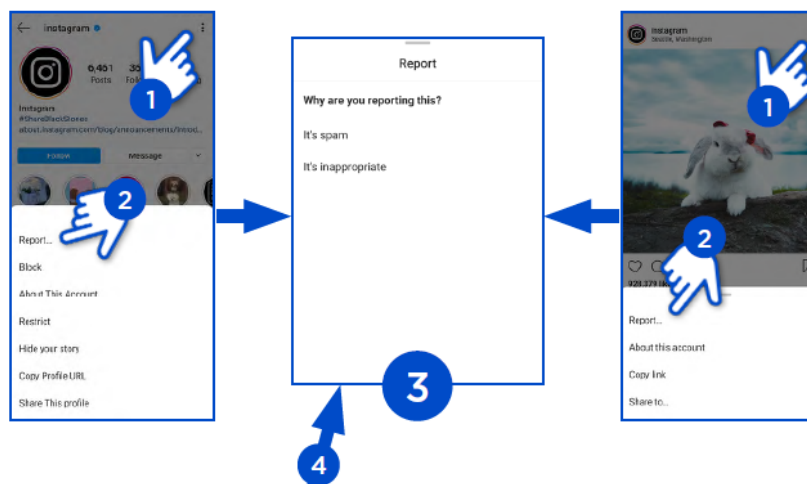
## Advice on how to block and report



You can **block** a user so they won't be able to view your posts or contact you. After you block someone, their likes and comments will be removed from your photos and videos. Unblocking someone won't restore their previous likes and comments. You can also delete their comments from your posts and block multiple people from your comments.

### Reporting or blocking a user

1. On the user's profile, tap the **three dots** at the top of the screen.
2. Tap 'Report' or 'Block'.
3. Select a reason and follow the instructions.



### Reporting a post

1. On the post, tap the **three dots** at the top of the screen.
2. Tap 'Report'.
3. Select a reason and follow the instructions.

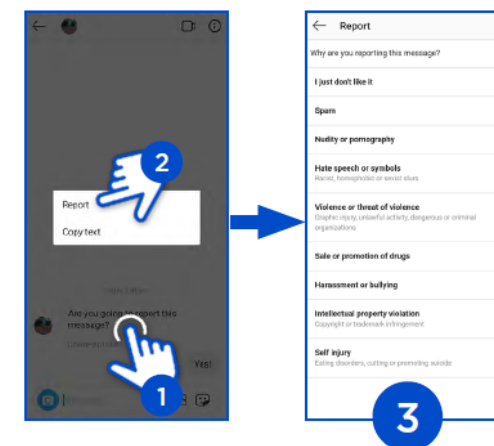
### Reporting a comment

1. Long press on the comment until it turns blue.
2. Tap the speech bubble at the top of the screen.
3. Tap 'Report this comment'.
4. Select a reason and follow the instructions.



### Reporting a direct message

1. Long press on the message.
2. Tap 'Report'.
3. Select a reason and follow the instructions.





Ages 7-11 > Advice on how to block and report

PROJECT  
EVOLVE

## Advice on how to block and report

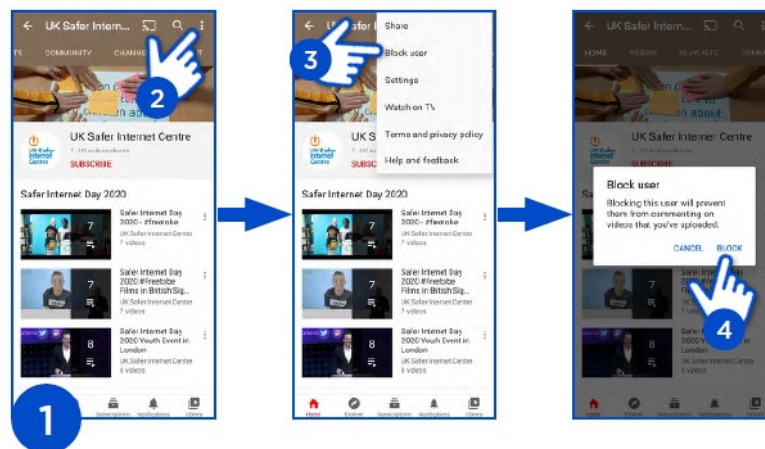


Reporting and blocking on YouTube works best when you are **logged into your account**.

Note: You cannot report **a user** on the mobile app, only by visiting **youtube.com** on a computer.

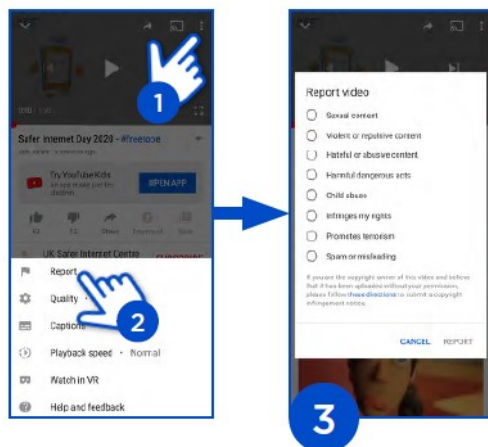
### Blocking a user

1. Browse to the user's profile by pressing on their name wherever it appears on YouTube.
2. Tap the three dots at the top of the screen.
3. Tap 'Block user'.
4. Tap 'BLOCK'.



### Reporting a video

1. Tap the three dots at the top of the screen.
2. Tap 'Report'.
3. Select a reason then tap 'REPORT'.



### Reporting a user

1. Browse to the user's profile by pressing on their name wherever it appears on YouTube.
2. Click on 'ABOUT'.
3. Click on the flag.
4. Click on 'Report user'.
5. Select a reason and follow the instructions.

