

Good morning Year 6! Here are your lessons for Thursday 7th January!

Today we don't have a Zoom, but remember....

YOU GUYS can email me through the vle





<https://meadgate.myvle.co.uk/login/>


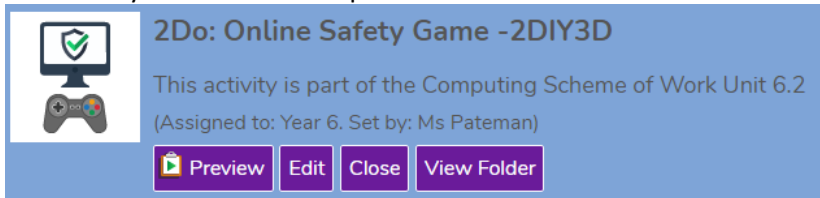
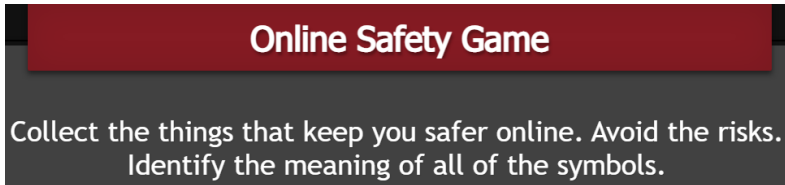

YOUR PARENTS/CARERS can email me

year6@meadgate.essex.sch.uk

Feel free to email any questions and if you'd like to submit work, unless it is on Purple Mash, you can email it to me one way or another!



Subject	Activity	What you will need
Maths	<ol style="list-style-type: none"> Log on to Active Learn and play a few maths games to warm up your arithmetic brain! (10-15 mins) Log on to: 5-a-day – Corbettmaths Primary and look for today's date. <ul style="list-style-type: none"> First choose your level: Bronze – Working towards Year 6 standard Silver – Beginning of Year 6 Standard Gold – End of Year 6 standard Platinum – Above Year 6 standard (a good challenge if you can manage Gold) If a level feels too easy – go to the next one; if it is too which may happen as I am not there to support you – please don't worry ☺. Simply click on the sheet that comes before and try that. Then have a go: You can print the sheet if you have a printer or copy out the questions if you can just read from a screen. Finally, mark your work and correct any errors: 5-a-day January Answers – Corbettmaths Primary click here to mark your work. Look for the correct date and level. 	<p>Sign in on the vle and go to CONTENT. From there you can click on...</p> <p>I have also put the link for this on our HOME LEARNING page. You have your logins in your reading record books.</p> <p>Click on 5-a-day – Corbettmaths Primary</p> <p>Corbettmaths primary</p> 
Break	Well done! Have a drink and a snack and do something you'd like to do for 15 minutes.	
English	<p>Let's continue working on adventure and spy stories.</p> <ol style="list-style-type: none"> Click on the link below this and you will find a workbook called Mission Possible. Re-read the story from page 2-page 6 You can also have the story read to you by clicking on this link: Mission Possible read by Kathryn Pennington by Talk for Writing Free Listening on SoundCloud Look at page 10 of the booklet. The main events of the spy story are written underneath the mountain. Can you put the events in the correct order? You can either print this sheet off or write down your answers in your reading record book with numbers next to them to show the correct order. Look at page 11 of the booklet. You will need either the Wordsmyth online dictionary or you may have a dictionary at home. You need to look up each word (unless you know what it means already) and match it to a definition on the other side of the page. There is a space at the bottom for you to record any other words you came across in the story that you didn't know the meaning of.  	<p>Kids. Wordsmyth</p> <p>https://kids.wordsmyth.net/we/</p> <p>Use this online dictionary to look up any new vocabulary. (You can download it as an APP too as long as your parents agree.) If you type a word in on the left hand side, it will search for the definition, show you a picture and tell you how to pronounce the word! Write down any new vocabulary and meanings.</p>

Lunch	Fab work Year 6! What are you going to have for lunch?																	
Reading	1. Find a good book, a cosy place and have a relaxing read.....Or 2. Log on to Active Learn – Bug Club and read a book online! Try to read for 15-20 mins.	Remember to write in your reading record book!																
Computing	<p>Computing – Please log on to Purple Mash</p> <p>1. Check all spelling and punctuation on your Text Adventure Game. I nearly passed out when I saw the lack of punctuation (CAPITAL LETTERS, full stops, question marks) and the really umm....interesting spelling too! Make sure this is checked as tomorrow (Friday) I am going to mark these on Purple Mash.</p> <p>Our new unit for computing is Online Safety.</p> <p>2. I have set you a to do on Purple Mash.</p> <div data-bbox="303 613 1126 810"></div> <p>Play this Online Safety game and identify both the risks and safety features. Collect the safety features and avoid the risks or you will lose a life! (There are 8 safety features and 8 risks.)</p> <div data-bbox="303 985 1091 1169"></div> <p>After you have played the game a few times, note down the 16 symbols. You could draw each symbol in the correct part of the table and write their meanings in a grid:</p> <table data-bbox="279 1310 1144 1570"><tr><th>Risks:</th><th>Safety Features:</th></tr><tr><td> </td><td> </td></tr><tr><td> </td><td> </td></tr><tr><td> </td><td> </td></tr><tr><td> </td><td> </td></tr><tr><td> </td><td> </td></tr><tr><td> </td><td> </td></tr><tr><td> </td><td> </td></tr></table> <p>Once you have done this you can mark your work because underneath this lesson document I have made a mark scheme for you and you can see how many you got right!</p>	Risks:	Safety Features:															<p>Sign in on the vle and go to CONTENT. From there you can click on...</p> 
Risks:	Safety Features:																	
<p>Now you can relax and I hope you have a lovely evening. Stay in contact with each other – it’s good for your well-being. Try to get a little bit of family time in too: even watching a TV programme together can help you feel connected. Please email me if you have any worries or questions. You are doing so well! 😊 Ms Pateman</p> 