

**Good morning Year 6! Here are your lessons for Thursday 25<sup>th</sup> February**







YOU GUYS can email me through the vle

<https://meadgate.myvle.co.uk/login/>

YOUR PARENTS/CARERS can email me [year6@meadgate.essex.sch.uk](mailto:year6@meadgate.essex.sch.uk)

I will be teaching in school today but will try my best to email you back!



Subject	Activity	What you will need
	<p>1. Watch the Bitesize video on Prime numbers.  <a href="#">What are prime numbers? - BBC Bitesize</a></p> <p><b>Prime numbers are special numbers, greater than 1, that have exactly two factors, themselves and 1. 19 is a prime number. It can only be divided by 1 and 19. 9 is not a prime number. It can be divided by 3 as well as 1 and 9. Don't forget: the number 1 is not a prime number as it only has one factor.</b></p> <p>2. Now try the two quizzes underneath the video.</p> <div>   </div> <p>3. Up for a challenge? Try the activity sheet underneath this lesson.</p>	
Break	Well done! Have a drink and a snack and do something you'd like to do for 15 minutes.	
English	<p><b>Follow my English lesson video to continue writing your new spy stories. Today we are continuing to focus on using dialogue to move on the action and develop character. The video is below these lessons.</b></p> <p><b>YOU WILL NEED:</b></p> <ul style="list-style-type: none"> <li>Your completed planning sheet with your ideas</li> <li>A piece of paper and a pen or pencil to write on or a laptop to write your story on.</li> </ul>	
Lunch	Fab work Year 6! Try to help out at lunch time – you know I love these acts of kindness!	
Reading	Either: Find a good book to enjoy or log on to Bug Club and read a book online.	Remember to write in your reading record book!
Computing/ Art	<p>1. First watch the video on this page. It is from Safer Internet Day 2020 and about using Avatars.  <a href="#">Film - What does my avatar say about me?   Safer Internet Centre</a></p> <p>2. How can avatars be used to keep us safe online?</p> <p>Avatars can be an effective way of expressing who we are online without having to display our true appearance or other information about us e.g. an avatar wearing a sports kit for the national team can share the country we live in without giving away our exact location e.g. an avatar wearing a sports kit for the national team can share the country we live in without giving away our exact location.</p> <p><b>Your activity:</b> Design your own avatar! You can either use avatar designing websites to create virtual identities/avatars (I have put two on links below these lessons) or use the Roll a Minion activity from yesterday's Zoom to make one on paper (the activity and online dice links are also below these lessons).</p> <p><b>IMPORTANT: Use the <u>SNIPPING TOOL</u> to take images from the web rather than registering or adding personal details. You can then send me a picture of your avatar. If you are designing your own minion on paper, take a picture and ping it to me on the year6 email or through the vle.</b></p>	

	<p>Now you can relax and I hope you have a lovely evening. Stay in contact with each other – it's good for your well-being. Please email me if you have any worries or questions. You are doing so well! 😊 Ms Pateman</p>	
--	---	--

