




Good morning Reception! ☺

Here are your tasks for your home learning today, **Thursday 11th February 2021**

❄️ *If there's any snow left... please get out and enjoy it if possible* ❄️

Subject	Activity	What you will need
Phonics 	<p>Today we are going to continue with our learning of Phase 3 letters and sounds. To help you with this I have made a video called 'YR Phonics Lesson Support 11.2'. First, open up Phonics Play and Geraldine in separate windows so you have them ready when you need them. Now, start the lesson video and then press pause when you are ready to complete each section below:</p> <ol style="list-style-type: none"> 1. Play 'Grab a giggling grapheme' on Phonics Play 2. Learn the new letter sound /y/ and it's corresponding action 3. Learn some words beginning with /y/ 4. Watch 'Geraldine learns /y/': https://video.link/w/gLOQb <p>Geraldine's challenge: can you find 3 things that are yellow at home?</p> <ol style="list-style-type: none"> 5. Practice Phonics Yoga 6. Play 'Treasure or Trash?' with the /y/ words <p>Extra challenge! Can you think of a sentence for all the /y/ words?</p>	<ul style="list-style-type: none"> • An electronic device (with sound) • Some /y/ words • <i>Optional: a yoga mat, a treasure chest, a bin</i>
Maths 	<p>This week we are going to be learning to use and understand positional language. To help you today I have made a video called 'YR Maths Lesson Support 11.2'. Start this now and then press pause when you are ready to complete each section below:</p> <ol style="list-style-type: none"> 1. Use your estimation skills to guess which Numicon pieces are hiding behind their shadows 2. Look at the photos. Who can you see? Can you describe where they are using any position words? 3. Use today's words (next to) to describe the position of the objects in the pictures 4. Simon Says: stand next to a _____ <p>Challenge: Partner talk: "they're next to a ____" can you guess?</p>	<ul style="list-style-type: none"> • An electronic device to watch the lesson video
Explore Time!  (Continuous Provision)	<ul style="list-style-type: none"> • Please choose at least 2 activities from your Explore Time! Bingo Board to complete today • Don't forget to try and complete the rainbow over the week so you can cover all your areas of learning 	<ul style="list-style-type: none"> • 'Explore Time! Bingo Board' WB 08.02– available on class page • Resources will depend on the activities you choose

Please take some photos or videos of what you have been up to at home and upload them to Tapestry so that I can see how you are getting on with your learning. It would be really useful for me to know **how** you got on with the activity: what did you need help with and what could you do on your own?

If you need to ask a question, please do not hesitate to contact me via the 'Memo' section on Tapestry and I will get back to you as soon as I can.

There is **no Zoom today** but please remember to join us **tomorrow at 11am**.

Have a great day!

Miss Laurence ☺