

**Good morning Year 6! Here are your lessons for Thursday 11<sup>th</sup> February**







YOU GUYS can email me through the vle

<https://meadgate.myvle.co.uk/login/>

YOUR PARENTS/CARERS can email me [year6@meadgate.essex.sch.uk](mailto:year6@meadgate.essex.sch.uk)

I will be teaching in school today but will try my best to email you back!



Subject	Activity	What you will need
Art	<p>We are going to try the activity we had a go at in Zoom yesterday afternoon.</p> <ol style="list-style-type: none"> <li>Find the Roll a Picasso Portrait sheet under this lesson.</li> <li>Roll a dice.</li> <li>Whatever number you get, look at the corresponding face shape and draw it on your paper, as large as you can. So if I roll a 1 I would have to draw:</li> <li>Now roll again. </li> <li>Look for the corresponding eye shape that matches your dice number and draw it. Roll again for the other eye.</li> <li>Continue to roll until you have a nose, lips, two different ears and some detail.</li> <li>If you roll a 6 for artist's choice, you can either use one of the choices given or make up your own shape!</li> <li>Once you are finished, look at the slide show of Picasso's portrait below the Roll a Picasso portrait sheet. What colours do you notice? Use these to shade and colour your piece of work!</li> </ol>	<ul style="list-style-type: none"> <li>This sheet – you don't have to print this, you can just look at it on the screen. It is under these lessons.</li> </ul>  <ul style="list-style-type: none"> <li>A dice</li> <li>Or an online dice <a href="#">Roll a Die!</a> <a href="#">Online Dice! (online-stopwatch.com)</a></li> </ul>
Break	Well done! Have a drink and a snack and do something you'd like to do for 15 minutes.	
English	<p>Let's finish the spy story plans today! Follow my video to help you with this lesson.</p> <p><b>If you missed the first part of this planning, please go to Tuesday 9<sup>th</sup> February and follow that lesson to get you started. If you missed the missed the middle part, go to Wednesday 10<sup>th</sup> February.</b></p>	
Lunch	Fab work Year 6! Try to help out at lunch time – you know I love these acts of kindness!	
Reading	<p><b>I have put a video on this page of me reading the next chapter of Letters from the Lighthouse, with questions for you to consider.</b></p> <p>If you can't get on to do this, please read your own book or log onto Active Learn and find a book there.</p>	Remember to write in your reading record book!
Computing	<p>Fake or Fact? What can we trust or not trust? How do we know?</p> <ol style="list-style-type: none"> <li>Watch my video as a starter. I collapsed laughing when I saw the still at the beginning that the website saved. Look at this horrible face! I really do look like I've been in lockdown for 6 or 7 weeks!! It's even worse when you see it on the website. Put at least 5 minutes aside to laugh your head off before starting.</li> <li>SAFER INTERNET DAY FILMS: <a href="#">Films for 5-11 year olds</a>   <a href="#">Safer Internet Centre</a></li> <li>Click on <a href="#">Find the fake quiz - Internet Matters</a> This is a quiz which you can play alone or against an opponent in your family. You could challenge a parent!</li> </ol>	 
	<p>Now you can relax and I hope you have a lovely evening. Stay in contact with each other – it's good for your well-being. Please email me if you have any worries or questions. You are doing so well! © Ms Pateman</p>	