




## Good morning Reception! ☺

Here are your tasks for your home learning today, **Monday 8<sup>th</sup> February 2021**

Subject	Activity	What you will need
<b>Phonics</b> 	<p>Today we are going to continue with our learning of Phase 3 letters and sounds. To help you with this I have made a video called '<b>YR Phonics Lesson Support 8.2</b>'. Start this now and then press pause when you are ready to complete each section below:</p> <ol style="list-style-type: none"> <li>1. Play 'Pick a Picture' (Phase 2) on Phonics Play</li> <li>2. Learn the new letter sound /x/ and words that contain it</li> <li>3. Watch 'Geraldine the Giraffe learns /x/': <a href="https://video.link/w/ZnIOb">https://video.link/w/ZnIOb</a></li> </ol> <p><b>Geraldine's challenge:</b> can you find anything in your house with /x/ in?</p> <ol style="list-style-type: none"> <li>4. Play 'Kick box phonics'; shouting out /x/ words with a kick/punch</li> <li>5. Play 'Treasure or trash?' with the /x/ words</li> </ol> <p><b>Extra challenge:</b> can you think of a sentence for all the words in the treasure box?</p>	<ul style="list-style-type: none"> <li>• An electronic device to watch the videos</li> <li>• Treasure or trash /x/ words</li> <li>• <i>Optional: scissors, treasure chest, bin</i></li> </ul>
<b>Maths</b> 	<p>This week we are going to be learning to use and understand positional language. To help you today I have made a video called '<b>YR Maths Lesson Support 8.2</b>'. Start this now and then press pause when you are ready to complete each section below:</p> <ol style="list-style-type: none"> <li>1. Can you solve the bus problem using your number bonds?</li> <li>2. Look at the photos. Who can you see? Can you describe where they are?</li> <li>3. Use today's word (<b>behind</b>) to describe the position in the pictures</li> <li>4. Teddy time: put your teddy/toy in different places around your home, <b>behind</b> different objects. Practise the language e.g. "teddy is behind the door"; you could also take photos/videos</li> <li>5. Play 'What's behind the blue screen?' (PowerPoint)</li> </ol> <p><b>Challenge:</b> Use today's word: (<b>behind</b>) to describe the more complex image</p>	<ul style="list-style-type: none"> <li>• An electronic device to watch the video and PoerPoint</li> <li>• A teddy/toy</li> <li>• 'What's behind the blue screen?' PowerPoint</li> <li>• <i>Optional: login to Tapestry for the original photos, camera</i></li> </ul>
<b>Explore Time!</b>  (Continuous Provision)	<ul style="list-style-type: none"> <li>• There is a <b>brand new</b> Explore Time! Bingo Board for this week</li> <li>• Please choose <b>at least 2</b> activities to complete today</li> <li>• Don't forget to try and complete the rainbow over the week so you can cover all your areas of learning</li> </ul>	<ul style="list-style-type: none"> <li>• 'Explore Time! Bingo Board' WB 08.02– available on class page</li> <li>• Resources will depend on the activities you choose</li> </ul>

Please take some photos or videos of what you have been up to at home and upload them to Tapestry so that I can see how you are getting on with your learning. It would be really useful for me to know **how** you got on with the activity: what did you need help with and what could you do on your own?

If you need to ask a question, please do not hesitate to contact me via the 'Memo' section on Tapestry and I will get back to you as soon as I can.

Please remember to join us on **Zoom at 1:45 today**.

Have a great day!  
Miss Laurence ☺