




Good morning Reception! ☺

Here are your tasks for your home learning today, Monday 25th January 2021

Subject	Activity	What you will need
Phonics 	<p>Today we are going to revise what we know from Phase 2 and further assess what we have learnt. To help you with this I have made a short video called 'YR Phonics Lesson Support 25.1'. Start this now and then press pause when you are ready to complete each section below:</p> <ol style="list-style-type: none"> 1. Play 'Cake Bake' on Phonics Play 2. Look at the 'Phase 2 Reading House' homework sheet you completed on Friday and make some flashcards for any letter sounds that you need to practise. You can then refer back to these over the coming days/weeks (<i>skip if appropriate</i>) 3. Read the words on homework sheet 'Phase 2 Superhero Words – Reading', and ask a grown up to tick off the ones you can read independently. 'Sound reading' or 'sight reading' are both appropriate and each gain a tick ☺ If your child 'sounds out', but does not yet blend, do not tick these words but still offer encouragement and practise them together <p>Challenge alert! Read the Phase 2 sentences and draw a picture to match.</p>	<ul style="list-style-type: none"> • An electronic device to watch the video: 'YR Phonics Lesson Support 25.1' and play the game on Phonics Play • Your completed 'Phase 2 Reading House' sheet from Friday • Card/paper • Scissors • Pen/pencil • 'Phase 2 Superhero Words – Reading' sheet <p><i>Optional: 'Read sentence – draw picture' challenge sheet and colouring pencils</i></p>
Maths 	<p>This week we are going to practise finding the total. We will use this vocabulary: adding, total and altogether. To help you today I have made a short video called 'YR Maths Lesson Support 25.1'. Start this now and then press pause when you are ready to complete each section below:</p> <ol style="list-style-type: none"> 1. Choose a number from the screen and say it to your partner so that they can complete that many star jumps. Now swap over! 2. Revisit more and fewer – comparing pictures 3. Practise finding the total of two groups – combining pictures 4. Choose 2 types of food you have at home and collect it, organising it into two groups e.g. all the bananas together and all the crisps together. How many do you have of each? How many do you have altogether? 5. Revisit the part-whole model, linking it to finding the total <p>Challenge alert! Try solving the addition word problems</p>	<ul style="list-style-type: none"> • An electronic device to watch the video: 'YR Maths Lesson Support 25.1' • Two lots of different food items from your home e.g. bananas and bags of crisps
Explore Time!  (Continuous Provision)	<ul style="list-style-type: none"> • There is a brand new Explore Time! Bingo board on our class page for this week 'YR Explore Time! Bingo Board WB 25.1' • Please choose at least 2 activities from it to complete today. • Don't forget to try and complete the rainbow over the week so you can cover all your areas of learning 	<ul style="list-style-type: none"> • 'Explore Time! Bingo Board' WB 25.1– available on class page • Resources will depend on the activities you choose

Please take some photos or videos of what you have been up to at home and upload them to Tapestry so that I can see how you are getting on with your learning. It would be really useful for me to know **how** you got on with the activity: what did you need help with and what could you do on your own?

If you need to ask a question, please do not hesitate to contact me via the 'Memo' section on Tapestry and I will get back to you as soon as I can.

Please remember to join us for our **Zoom today at 1:45.**

Have a great day!
Miss Laurence