




## Good morning Reception! ☺

Here are your tasks for your home learning today, **Monday 22<sup>nd</sup> February 2021**

Subject	Activity	What you will need
<b>Writing</b> 	<p><i>Today, we will check how your child applies their phonics learning to their writing. I would like to see what the children are able to <b>write independently</b>. This will help me to identify where they are and what help they might need going forward. I will talk to the children about this during <b>today's zoom</b> so you may wish to complete this task soon/directly after this morning's call.</i></p> <ol style="list-style-type: none"> <li>1. Talk to someone about something you enjoyed doing during the February half term holiday last week</li> <li>2. Draw a picture to show what you did</li> <li>3. Add some writing to your picture (<i>see below for help</i>)</li> <li>4. Send Miss Laurence your work so she can give you feedback</li> <li>5. Complete any follow up actions from Miss Laurence</li> </ol> <p><i>Please note: all children's writing will be different (and this would be true if they were in school too!) If they need some help thinking of ideas, you could suggest they write labels for different parts of their picture e.g. if they were making pancakes they could write 'pan' next to a drawing of a pan or if they can only hear the first sound, they could just write 'p'. Some children may be writing short sentences so they could write that underneath their picture e.g. "We had pancakes". Please try to keep your level of phonics support to a minimum, this will mean the writing is a true reflection of what your child can do. You can still encourage, guide and praise ☺</i></p>	<ul style="list-style-type: none"> <li>• Something to write and draw with and on</li> <li>• <i>Optional: 'my half term' writing template, colouring pencils, a Phase 2/3 sound mat</i></li> </ul>
<b>Maths</b> 	<p>This week we are going to continue with positional language. To help you today I have made a video called '<b>YR Maths Lesson Support 22.2</b>'. Start the lesson video and then press pause when you are ready to complete each section below:</p> <ol style="list-style-type: none"> <li>1. What numbers are hiding behind the stars?</li> <li>2. Look at the photo, what position words can you use?</li> <li>3. Practise using today's word to describe the pictures</li> <li>4. Make a word bank of the position words we've learnt so far</li> <li>5. Use your word bank to help you fill in the missing words on the activity sheet 'Where is Max?'</li> </ol> <p><i>Optional: colour in the pictures of Max</i></p>	<ul style="list-style-type: none"> <li>• An electronic device to watch the videos</li> <li>• <i>Optional: a box and some interesting items</i></li> </ul>
<b>Explore Time!</b>  (Continuous Provision)	<ul style="list-style-type: none"> <li>• There is a new 'Explore Time! Bingo Board' for this week</li> <li>• Please choose <b>at least 2</b> activities to complete today</li> <li>• Don't forget to try and complete the rainbow over the week so you can cover all your areas of learning</li> </ul>	<ul style="list-style-type: none"> <li>• 'Explore Time! Bingo Board' WB 22.02– available on class page</li> <li>• Resources will depend on the activities you choose</li> </ul>
<p>Please take some photos or videos of what you have been up to at home and upload them to Tapestry so that I can see how you are getting on with your learning. It would be really useful for me to know <b>how</b> you got on with the activity: what did you need help with and what could you do on your own?</p> <p>If you need to ask a question, please do not hesitate to contact me via the 'Memo' section on Tapestry and I will get back to you as soon as I can.</p> <p style="text-align: center;">Please remember to join us on <b>Zoom today at 9:30.</b></p> <p style="text-align: center;">Have a great day! Miss Laurence ☺</p>		