



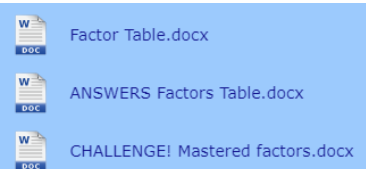


Welcome back to home learning after half term Year 6 – I hope you had a really good break and some time to catch up on FUN! This is now the second half term of the Spring term.

**Here are your lessons for Monday 22<sup>nd</sup> February.**

YOU GUYS can email me through the vle <https://meadgate.myvle.co.uk/login/>

YOUR PARENTS/CARERS can email me [year6@meadgate.essex.sch.uk](mailto:year6@meadgate.essex.sch.uk)



Subject	Activity	What you will need																																																																														
PE	Joe Wicks 20 minute workout – you could use this to warm up after being outside in the cold!	YouTube																																																																														
Maths	<p>1. Log on to TTRockStars and warm up your maths brain!</p> <p>2. Click on my video about factor pairs and watch. Pause and replay if you need to until you understand. (Another very odd face. I can only apologise!)</p> <p>3. I have also put videos from BBC Bitesize under these lessons to help you.</p> <p>4. Look for this factors table worksheet underneath these lessons:</p> <p>5. How many factors can you find?</p> <p>6. There is room at the bottom for someone in your family to give you some challenges if you'd like!</p> <p>7. Mark your own work through using the answer sheet under the factors table.</p> <p>How did you get on? If you are a WHIZZ at this you may wish to try the challenge sheet underneath!</p>	 <p><b>Factors table</b></p> <table border="1"> <thead> <tr> <th>Number</th><th>Factors</th><th>Number of factors</th></tr> </thead> <tbody> <tr><td>1</td><td></td><td></td></tr> <tr><td>2</td><td></td><td></td></tr> <tr><td>3</td><td></td><td></td></tr> <tr><td>4</td><td></td><td></td></tr> <tr><td>5</td><td></td><td></td></tr> <tr><td>6</td><td></td><td></td></tr> <tr><td>7</td><td></td><td></td></tr> <tr><td>8</td><td></td><td></td></tr> <tr><td>9</td><td></td><td></td></tr> <tr><td>10</td><td></td><td></td></tr> <tr><td>11</td><td></td><td></td></tr> <tr><td>12</td><td></td><td></td></tr> <tr><td>13</td><td></td><td></td></tr> <tr><td>14</td><td></td><td></td></tr> <tr><td>15</td><td></td><td></td></tr> <tr><td>16</td><td></td><td></td></tr> <tr><td>17</td><td></td><td></td></tr> <tr><td>18</td><td></td><td></td></tr> <tr><td>19</td><td></td><td></td></tr> <tr><td>20</td><td></td><td></td></tr> <tr><td>21</td><td></td><td></td></tr> <tr><td>22</td><td></td><td></td></tr> <tr><td>23</td><td></td><td></td></tr> <tr><td>24</td><td></td><td></td></tr> <tr><td>25</td><td></td><td></td></tr> </tbody> </table> <div>   </div>	Number	Factors	Number of factors	1			2			3			4			5			6			7			8			9			10			11			12			13			14			15			16			17			18			19			20			21			22			23			24			25		
Number	Factors	Number of factors																																																																														
1																																																																																
2																																																																																
3																																																																																
4																																																																																
5																																																																																
6																																																																																
7																																																																																
8																																																																																
9																																																																																
10																																																																																
11																																																																																
12																																																																																
13																																																																																
14																																																																																
15																																																																																
16																																																																																
17																																																																																
18																																																																																
19																																																																																
20																																																																																
21																																																																																
22																																																																																
23																																																																																
24																																																																																
25																																																																																
Break	Well done! Have a drink and a snack and do something you'd like to do for 15 minutes to relax.																																																																															
English	<p><b>If you haven't finished your second spy story plan, please go back to English lessons before half term and get this completed. You will need this for lessons this week and next week too.</b></p> <p>If you have finished your second plan, click here to play CRYSTAL EXPLORERS by BBCBitesize: <a href="#">Play Crystal Explorers SATs Game   Free Online Spelling Games for Kids - BBC Bitesize</a></p> <p>You can play in different modes but all of them test grammar, punctuation and spelling knowledge for end of KS2 so they will warm up your brain for the spy story writing we will be doing this week.</p>																																																																															
Lunch	Fab work Year 6! See if you can help make lunch. If you make something really yummy at any time or do some baking after your home learning, feel free to message me and share a photo!																																																																															
Science	<p><a href="#">What are medicinal drugs? (thenational.academy)</a></p> <p>Do not worry about doing the intro quiz – we will do some great practical work on the circulatory system when we see each other in school again. Skip this and move onto the main part of the lesson.</p> <p>In this lesson you will learn what drugs are and therefore what medicinal drugs are. You will learn about different examples of medicinal drugs, including painkillers, antibiotics and anaesthetics. Finally, you will apply your knowledge of medicinal drugs to different scenarios. For some people this will be a sensitive topic. If that applies to you, you may want to do the rest of this lesson with a trusted adult nearby who can support.</p>	<p>Science- Lifestyle</p> <p><b>What are medicinal drugs?</b></p>																																																																														
<p>Please email me if you have any worries or questions or would just like a chat.</p> <p>I hope you have had a lovely day</p> <p>You are doing great! 😊</p> <p>Ms Pateman</p>																																																																																

