





Good morning Reception! ☺

Here are your tasks for your home learning today, **Monday 1st March 2021**

Subject	Activity	What you will need
Phonics   <p>Scan this QR code to quickly access the 'Balloon Phonics' game from a mobile or tablet.</p>	<p>Today we are going to continue with our learning of Phase 3 letters and sounds. To help you with this I have made a video called 'YR Phonics Lesson Support 1.3'. Open any links in a separate window so you have them ready when you need them. Now, start the lesson video and press pause when you are ready to complete each section below:</p> <ol style="list-style-type: none"> 1. Play 'Balloon Phonics' to practise spelling CVC words. You can choose to work on initial, middle or end sounds-https://tinyurl.com/4w9krv2v 2. Revisit previously learnt digraphs 3. Learn today's new digraph 'qu' and words that include this sound 4. Watch 'Geraldine the Giraffe learns qu' https://video.link/w/NdPVb 5. Play 'Bingo!' using the /qu/ bingo boards and word list <p>Challenge: can you read the /qu/ questions?</p>	<ul style="list-style-type: none"> • An electronic device to watch the videos and play the games • A 'qu bingo board' for each player • The 'qu word list' • Some scissors • A large hat/bag • A pen/pencil • <i>Optional: 'qu' questions</i>
Maths 	<p>This week we are going to begin to explore shapes. <i>Please note: there is no lesson video for this session.</i></p> <ol style="list-style-type: none"> 1. What do you know already about shapes? Tell a grown up and they can help you create a spider diagram/list/table of what you know. Do you have any questions or ideas about what you'd like to find out about shapes? Write these down too; in a different colour 2. Today, we are going to think about flat shapes; these are called 2D shapes. Look at the 2D shape poster, which shapes can you name? Spend some time learning the names of any you do not know 3. Discuss the key features of each shape with someone at home e.g. "the triangle has 3 straight sides and 3 pointy corners" 4. Play the guessing game "I'm thinking of a shape..." One person says "I'm thinking of a shape (with 3 corners) and the other player has to guess the name of the shape. <i>To simplify</i>, the child can point to the shape on the poster instead <p>Challenge: make your own 2D shape poster. You could include drawings of the shapes, their names and maybe even some of their key features.</p>	<ul style="list-style-type: none"> • 2D shape poster • <i>Optional: paper, colouring pencils/pens</i>
Explore Time!  (Continuous Provision)	<ul style="list-style-type: none"> • There is a brand new 'Explore Time Bingo Board' for this week • Please choose at least 2 activities to complete today • Don't forget to try and complete the rainbow over the week so you can cover all your areas of learning 	<ul style="list-style-type: none"> • 'Explore Time! Bingo Board' WB 01.03 – available on class page • Resources will depend on the activities you choose
<p>Please take some photos or videos of what you have been up to at home and upload them to Tapestry so that I can see how you are getting on with your learning. It would be really useful for me to know how you got on with the activity: what did you need help with and what could you do on your own?</p> <p>If you need to ask a question, please do not hesitate to contact me via the 'Memo' section on Tapestry and I will get back to you as soon as I can.</p> <p style="text-align: center;">Please remember to join us on Zoom at 1:45 today.</p> <p style="text-align: center;">Have a great day! Miss Laurence ☺</p>		