




## Good morning Reception! ☺

Here are your tasks for your home learning today, Monday 18<sup>th</sup> January 2021

Subject	Activity	What you will need
<b>Phonics</b> 	<p>Today we are going to practise the letter sounds we already know and learn a new one too. To help you with this I have made a short video called '<b>YR Phonics Lesson Support 18.1</b>'. Start this now and then press pause when you are ready to complete each section below:</p> <ol style="list-style-type: none"> <li>1. Play 'Super Smoothie' on Phonics Play</li> <li>2. Learn the new letter sound /l/ and words that begin with it</li> <li>3. Watch 'Geraldine the giraffe learns /l/' and find your own things beginning with /l/</li> <li>4. Play 'Reading Limbo' using the /l/ words on the class page</li> </ol> <p><b>Challenge alert!</b> <i>Choose the sentences rather than the words</i></p>	<ul style="list-style-type: none"> <li>• An electronic device to watch the videos and play the game on Phonics Play</li> <li>• 'YR Phonics Lesson Support 18.1' video (class page)</li> <li>• 'Geraldine the giraffe learns /l/' video: <a href="https://video.link/w/5A8Hb">https://video.link/w/5A8Hb</a></li> <li>• A rope/measuring tape/metre ruler to limbo under!</li> <li>• l words/sentences (class page)</li> </ul>
<b>Maths</b> 	<p>This week we are going to compare numbers using the words, 'more', 'fewer' and 'less'. To help you today I have made a video called '<b>YR Maths Lesson Support 18.1</b>'. Start this now and then press pause when you are ready to complete each section below:</p> <ol style="list-style-type: none"> <li>1. Find all the representations of six</li> <li>2. Revisit the word 'more' and its meaning</li> <li>3. Compare the items in the ten frames, saying which has 'more'</li> <li>4. Try the Superman challenges; using cubes to build towers with more of one colour</li> </ol> <p><b>Challenge alert!</b> <i>Write number sentences to reflect your tower of cubes e.g. <math>6 + 3 = 9</math></i></p> <ol style="list-style-type: none"> <li>5. Amelie says, "The biggest is always more" – is she right? Why?</li> </ol>	<ul style="list-style-type: none"> <li>• An electronic device to watch the video: 'YR Maths Lesson Support 18.1'</li> <li>• Cubes or building blocks e.g. multilink/Duplo/Megablocks etc.</li> <li>• Optional: something to write with and on</li> </ul>
<b>Explore Time!</b>  <p>(Continuous Provision)</p>	<ul style="list-style-type: none"> <li>• There is <b>a brand new</b> Explore Time! Bingo board on our class page for this week 'YR Explore Time! Bingo Board WB 18.1'</li> <li>• Please choose <b>at least 2</b> activities from it to complete today.</li> <li>• Don't forget to try and complete the rainbow over the week so you can cover all your areas of learning</li> </ul>	<ul style="list-style-type: none"> <li>• 'Explore Time! Bingo Board' WB 18.1– available on class page</li> <li>• Resources will depend on the activities you choose</li> </ul>
<p>Please take some photos or videos of what you have been up to at home and upload them to Tapestry so that I can see how you are getting on with your learning. It would be really useful for me to know <b>how</b> you got on with the activity: what did you need help with and what could you do on your own?</p> <p>If you need to ask a question, please do not hesitate to contact me via the 'Memo' section on Tapestry and I will get back to you as soon as I can.</p> <p style="text-align: center;">Please remember to join us for our <b>Zoom today at 9:30.</b></p> <p style="text-align: center;">Have a great day! Miss Laurence</p>		