



Good morning Year 6! WELCOME BACK TO YOUR HOME LEARNING!

Here are your lessons for Monday 18th January.
Feel free to message me on the vle if you would like to tell me what you got up to over the weekend....I miss our Monday morning chats.

YOU GUYS can email me through the vle

<https://meadgate.myvle.co.uk/login/>






YOUR PARENTS/CARERS can email me year6@meadgate.essex.sch.uk





I won't be able to get back to you straight away as I am teaching in school, but I will do as soon as I can!

Word of the day:

witness

Use [Free On-Line English Dictionary | Thesaurus | Children's, Intermediate Dictionary | Wordsmyth](#) to find out the meaning of the word and tell me what it means on the vle!

Subject	Activity	What you will need
PE	Joe Wicks 20 minute workout	
Maths	<p>1. Log on to TTRockStars and warm up your maths brain! We are going back to Corbett maths this week to practise our maths skills.</p> <p>2. Log on to: 5-a-day – Corbettmaths Primary and look for today's date.</p> <ul style="list-style-type: none"> First choose your level: Bronze – Working towards Year 6 standard Silver – Beginning of Year 6 Standard Gold – End of Year 6 standard Platinum – Above Year 6 standard (a good challenge if you can manage Gold) <p>If a level feels too easy – go to the next one; if it is too which may happen as I am not there to support you – please don't worry 😊. Simply click on the sheet that comes before and try that.</p> <ul style="list-style-type: none"> Then have a go: You can print the sheet if you have a printer or copy out the questions is you can just read from a screen. <p>Finally, mark your work and correct any errors:</p> <p>3. 5-a-day January Answers – Corbettmaths Primary click here to mark your work. Look for the correct date and level.</p>	<p>Sign in on the vle and go to CONTENT. From there you can click on...</p>  <p>Click on 5-a-day – Corbettmaths Primary</p> 
Break	Well done! Have a drink and a snack and do something you'd like to do for 15 minutes to relax.	
English	<p>I was so impressed with your work on adventure and spy stories last week.</p> <ol style="list-style-type: none"> Click on the link below this and you will find a workbook called <u>Mission Possible.</u> Last Thursday you planned your own characters for your stories; today you are planning the setting. Turn to p.22 and fill out the boxes, collecting your ideas for settings. Make a decision about which setting you will choose but make sure it is something you would be able to describe. Practise using adjectives to describe on p23. Read the page through and notice the adjectives to describe the crown. Now it's your turn! You need to describe a mirror using adjectives to make noun phrases. You are very good at this – think about how you described the German planes arriving through the sky in your air raid stories or the description of the station in your poetry work. If you are proud of your work, take a photo of it and send it to me! 	
Lunch	Fab work Year 6! See if you can help make lunch. If you make something really yummy at any time or do some baking after your home learning, feel free to message me and share a photo!	
Spys Training!	This afternoon you are going to do some code cracking! In the world of espionage, keeping information secret is VITAL! Messages can be encrypted to make them harder to read. But...can you crack the codes?	

	<p>First, watch this clip Codebreaking during World War Two - BBC Teach It's perfect to take you from our WW2 topic in the Autumn to our spies and detectives one we're doing now!</p> <p>You have a choice of code-cracking activities for this afternoon.</p> <ol style="list-style-type: none">1. These are all paper-based activities, especially good if you have a printer. You can find them under this lesson on the same page. <div><h3>Crack the codes!</h3><div> Spies-and-Espionage-Caesar-Cipher-Code-Wheel.pdf</div><div> Morse code.pdf</div><div> Penguin Crack-The-Code-Activity-Sheet.pdf</div><div> Maths emoji-code-breaking-activity-sheets.pdf</div></div> <ol style="list-style-type: none">2. This is an online game Crack the Code (nationalgeographic.com) by National Geographic which practises the same skills. <p>Have fun Year 6 and enjoy your spy training!</p>	Codebreaking during World War Two - BBC Teach
Zoom 2:30	I am in school but would love to have a quick catch up with you today!	
<p>Now you can relax and I hope you have a lovely evening.</p> <p>Keep being kind to your family and remember to just try your best. Please email me if you have any worries or questions. You are doing great! 😊 Ms Pateman</p> 