





Good morning Reception! ☺

Here are your tasks for your home learning today, **Friday 5th February 2021**

This week (1st 7th February) is Children's Mental Health Week. It's always important to look after our minds, as well as our bodies, but it is especially important at the moment with the situation we find ourselves in. The theme this year is 'Express Yourself' so every day I will add a special task to our daily activities, focused on finding ways to share our thoughts, feelings or ideas through creativity. I have reduced the 'Explore Time! Bingo Board' to allow for this, I don't want to create more work...that could have quite the opposite effect than intended!

Subject	Activity	What you will need
Express Yourself 	DRESS TO EXPRESS! Today, can you express yourself through your clothes and/or hair? You could wear your favourite colour, something that expresses how you are feeling today or a celebration of something important to you (I think I might wear my Harry Potter t-shirt!). Please feel free to turn up for today's Zoom in your chosen outfit ☺	<ul style="list-style-type: none"> Your choice of clothes
Phonics 	Today we are going to revisit the tricky words we have learnt so far and learn some new ones too. To help you with this I have made a video called 'YR Phonics Lesson Support 5.2' . Start this now and then press pause when you are ready to complete each section below: <ol style="list-style-type: none"> Echo read the previously learnt tricky words with me Learn the new tricky words; 'you', 'they' and 'my' Challenge: can you put these new tricky words into verbal sentences? <ol style="list-style-type: none"> Play Bingo! with the tricky words 	<ul style="list-style-type: none"> An electronic device to watch the video A blank bingo board Something to write with A hat/bag Scissors
Maths 	Today we are going to play a game using our number bonds to 10. Please note: there is no maths video to watch today , you just need to play the game below using what you have learnt this week: https://www.topmarks.co.uk/maths-games/hit-the-button <ol style="list-style-type: none"> Follow the link above Select 'Number Bonds' Choose 'Make 10' TOP TIP! Remember to use your fingers, your bead string or ten little objects to help you solve the number bonds ☺	<ul style="list-style-type: none"> An electronic device to play the game <i>Optional: bead string to 10, 10 small objects for counting</i>
Explore Time!  (Continuous Provision)	<ul style="list-style-type: none"> Please choose at least 1 activity from your Explore Time! Bingo Board to complete today Don't forget to try and complete the rainbow over the week so you can cover all your areas of learning (some activities are short and sweet so you can fit a couple in on some days this week) 	<ul style="list-style-type: none"> 'Explore Time! Bingo Board' WB 01.02– available on class page Resources will depend on the activities you choose

Please take some photos or videos of what you have been up to at home and upload them to Tapestry so that I can see how you are getting on with your learning. It would be really useful for me to know **how** you got on with the activity: what did you need help with and what could you do on your own?

If you need to ask a question, please do not hesitate to contact me via the 'Memo' section on Tapestry and I will get back to you as soon as I can.

Please remember to join us on **Zoom at 1pm today** and bring your 'Show and Share' if it's your turn!

Have a great day!
Miss Laurence ☺