

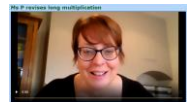






Good morning Year 6! It's FRI-YAY!



know you have worked your socks off this week – well done all of you!

Here are your home learning tasks for **Friday 5<sup>th</sup> February!**

I



Subject	Activity and What you will need:	
PE	Joe Wicks 20 min workout	
Maths	<p>Ok Year 6...brace yourself...it's time for a little...</p> <p style="text-align: center;"><b>ARITHMETIC TEST!!</b></p> <p style="text-align: center;">How I would like you to approach this today if you are feeling a bit ☹️ with life:</p> <ol style="list-style-type: none"> <li>Find all the column addition questions. Do these first. Show your working out before putting your answer in the box. Stuck? Watch this first <a href="#">What is column addition? - BBC Bitesize</a></li> <li>Find all the column subtraction questions. Do these next. Show your working out before putting your answer in the box. Stuck? Watch this first <a href="#">How to use column subtraction - BBC Bitesize</a></li> <li>Find all the short multiplying questions. Do these. Show your working out before putting your answer in the box. Stuck? Then find this video: <a href="#">Multiplication Video – Corbettmaths Primary</a></li> <li>Find all the long multiplication questions. Stuck? Then find this video: <a href="#">Home Learning   Meadgate Primary School</a></li> <li>Find all the short division questions – bus stop method. These are worth two marks Stuck? Then find this video: <a href="#">Home Learning   Meadgate Primary School</a></li> <li>Find all the long division questions. These are worth two marks. Find this video if you are stuck <a href="#">Home Learning   Meadgate Primary School</a></li> <li>Now find all the multiplying and dividing by 10, 100, 1,000 questions. Draw a place value chart and follow this video <a href="#">Multiplying and Dividing by 10, 100 and 1000 Videos – Corbettmaths Primary</a></li> <li>Find any adding or subtracting of fractions questions. Do these and remember to show your working out. Stuck? Click here <a href="#">Wednesday 3rd February   Meadgate Primary School</a> and watch the lesson from Wednesday.</li> </ol> <div style="display: flex; justify-content: flex-end; align-items: flex-start; gap: 10px;">    </div> <p><b>The test is under this lesson on today's page. At the end is an answer sheet – hide it until you have finished then mark your work and send me the score – OK? Your score is out of 20 this time.</b></p> <p>Breathe...you have got this! 😊</p>	
Break	Have a drink and a snack and do something you'd like to do for 15 minutes. But don't drive your family crazy if they are trying to work! You could offer to make them a drink or a snack too instead.	 
English Spelling	<p>It is REALLY important that while you are at home you keep practising spelling. You may choose one or two activities from these:</p> <ol style="list-style-type: none"> <li>Purple Mash spelling. Choose a year group that applies to you. If you know you are practising Year 3/4 spellings at home, pick one of these year groups. If you are on to Year 5/6 words, pick one of those. You will then see some quizzes! Have a go!</li> <li>Spelling Bug on Active Learn.</li> </ol> <p>I have allocated games at the level you are spelling at. Have a go!</p> <ol style="list-style-type: none"> <li>Spelling Frame</li> </ol> <p>There are free games on here too. Again choose a year group that applies to you. Pick the year group that is right for you. Click on this link and look for the free games.</p> <p><a href="#">SpellingFrame</a></p> <div style="display: flex; justify-content: flex-end; align-items: flex-start; gap: 10px;">   </div>	
11:45	Zoom!	

Lunch	See if you can help make lunch. I'm hungry just writing about it!	
Reading	<b>I have put a video on this page of me reading the next chapter of Letters from the Lighthouse, with questions for you to consider.</b> If you can't get on to do this, please read your own book or log onto Active Learn and find a book there.	Please write in your reading log!
Catch up with work Well-being	<b>Do not waste this precious time I have given you!</b>  Perhaps you need to go back and look at a maths video again as you didn't quite understand something the first time.  Perhaps you couldn't get on a screen this week at a time you needed to and now need to go back and do that lesson.  Perhaps there's a chapter of 'Letters from the lighthouse' that you missed.  Perhaps you needed a bit more time to finish something – your Picasso work on Purple Mash or some writing you have been doing.  <b>Whatever it is, this time is for YOU so you finish the week knowing there is nothing hanging over your head and that you have submitted work and done the best job you could do. It is good for your well-being to know you have finished everything you needed to do.</b>	
<div><p><b>Now you can relax!</b></p><p><b>You have done your best this week and that is all anyone can ask of you.</b></p><p><b>You made it through the week for the fifth time!!!! Wahoo!</b></p><p><b>Have THE BEST weekend.</b></p><p><b>Ms Pateman ☺</b></p></div> <div></div>		

