




## Good morning Reception! ☺

Here are your tasks for your home learning today, **Friday 26<sup>th</sup> February 2021**

Subject	Activity	What you will need
<b>Phonics</b> 	<p>Today we are going to revisit the <b>tricky words</b> we have been learning so far. <i>Please note: there is no lesson video for Phonics today.</i></p> <ol style="list-style-type: none"> <li>1. Make some tricky word cards using the list I've uploaded to guide you. Put only one tricky word on each card; but you will need to make <b>two cards</b> for every word i.e. make every word card twice. <b>For more challenge</b>, children can write the words themselves (these words should be spelt correctly and not phonetically) <u>or to make the task easier</u>, adults can write/print the words for the child to cut/stick/decorate etc.</li> <li>2. Play 'Snap!' using your tricky word cards. If you're not sure how to play, watch this video: <a href="https://video.link/w/Zi8Vb">https://video.link/w/Zi8Vb</a></li> <li>3. Play 'Memory' using your tricky word cards. If you're not sure how to play, watch this video: <a href="https://video.link/w/2A8Vb">https://video.link/w/2A8Vb</a></li> </ol>	<ul style="list-style-type: none"> <li>• Tricky word list (class page)</li> <li>• Some paper and/or card</li> <li>• Scissors</li> <li>• Something to write with</li> <li>• <i>Optional: decorations for your cards e.g. stickers/sequins/glitter etc. An electronic device to watch the game tutorials</i></li> </ul>
<b>Maths</b> 	<p>This week we have been learning to understand and use positional language. Today, we are going to sing some songs to practise our position words. I have made a video called '<b>YR Maths Lesson 26.2 – Sing with Miss Laurence</b>'.</p> <p><i>The 'What you will need' list says you will need a beanbag and a ball of playdough for this lesson. <b>However</b>, if you don't have these items, you can use something else that you can hold in one hand– Miss Laurence is using a satsuma!</i></p>	<ul style="list-style-type: none"> <li>• An electronic device to watch the video</li> <li>• A beanbag – <i>or alternative</i></li> <li>• A ball of playdough – <i>or alternative</i></li> <li>• <i>Optional: printed song lyrics</i></li> </ul>
<b>Explore Time!</b>  (Continuous Provision)	<ul style="list-style-type: none"> <li>• Please choose <b>at least 2</b> activities to complete from your 'Explore Time! Bingo Board' today</li> <li>• Don't forget to try and complete the rainbow over the week so you can cover all your areas of learning</li> </ul>	<ul style="list-style-type: none"> <li>• 'Explore Time! Bingo Board' WB 22.02– available on class page</li> <li>• Resources will depend on the activities you choose</li> </ul>
<p>Please take some photos or videos of what you have been up to at home and upload them to Tapestry so that I can see how you are getting on with your learning. It would be really useful for me to know <b>how</b> you got on with the activity: what did you need help with and what could you do on your own?</p> <p>If you need to ask a question, please do not hesitate to contact me via the 'Memo' section on Tapestry and I will get back to you as soon as I can.</p> <p style="text-align: center;">Please remember to join us on <b>Zoom at 1pm today.</b></p> <p style="text-align: center;">Have a great day! Miss Laurence ☺</p>		