

## Good morning Reception! ☺




**Here are your tasks for your home learning today, Friday 22<sup>nd</sup> January 2021**



Every Friday 1:30-1:45 the National Marine Aquarium is sharing a Mermaid Tale for Early Years aged children on YouTube.

If you want to try it out the link is: <https://www.youtube.com/user/NMAplymouth>.

For more information visit <https://www.national-aquarium.co.uk/learning-at-the-aquarium/home-learning-sessions/>.

Subject	Activity	What you will need
<b>Phonics</b> 	<p>Today we are going to revise what we have learnt in Phase 2. To help you with this I have made a short video called 'YR Phonics Lesson Support 22.1'. Start this now and then press pause when you are ready to complete each section below:</p> <ol style="list-style-type: none"> <li>1. Call out the Phase 2 GPCs, ticking off the ones you can do on the homework sheet 'Phase 2 Reading House'</li> <li>2. Practise forming all the Phase 2 GPCs, ticking off the ones you can do on the homework sheet 'Phase 2 Writing House'</li> <li>3. Read all the Phase 2 tricky words, ticking off the ones you can do on the homework sheet 'Phase 2 Tricky Word Castle – Read'</li> <li>4. Write all the Phase 2 tricky words, ticking off the ones you can do on the homework sheet 'Phase 2 Tricky Word Castle – Write'</li> <li>5. Practise your blending by reading some CVC words</li> <li>6. Practise your segmenting by sounding out and/or writing some CVC words</li> </ol> <p><b>Challenge alert!</b> Read the caption, match the caption to the correct picture and write your own caption or sentence for the picture</p>	<ul style="list-style-type: none"> <li>• An electronic device to watch the video 'YR Phonics Lesson Support 22.1'</li> <li>• Something to write with and on</li> <li>• The homework sheets listed below: <ul style="list-style-type: none"> <li>- Phase 2 Reading House</li> <li>- Phase 2 Reading House</li> <li>- P2 Tricky Castle – Read</li> <li>- P2 Tricky Castle – Read</li> </ul> </li> </ul>
<b>Maths</b> 	<p>This week we are going to compare numbers using the words, 'more', 'fewer' and 'less'. To help you today I have made a video called 'YR Maths Lesson Support 22.1'. Start this now and then press pause when you are ready to complete each section below:</p> <ol style="list-style-type: none"> <li>1. Find all the representations of ten</li> <li>2. Try out some or all of these maths games to practise what we have been learning this week: <ul style="list-style-type: none"> <li>❖ <a href="https://www.tvokids.com/preschool/games/caterpillar-count">https://www.tvokids.com/preschool/games/caterpillar-count</a></li> <li>❖ <a href="https://www.topmarks.co.uk/Flash.aspx?f=CountingOnInOne">https://www.topmarks.co.uk/Flash.aspx?f=CountingOnInOne</a></li> <li>❖ <a href="https://www.mathgametime.com/games/more-or-less">https://www.mathgametime.com/games/more-or-less</a></li> <li>❖ <a href="https://pbskids.org/curiousgeorge/busyday/bugs/">https://pbskids.org/curiousgeorge/busyday/bugs/</a></li> <li>❖ <a href="https://www.oxfordowl.co.uk/api/interactives/24481.html">https://www.oxfordowl.co.uk/api/interactives/24481.html</a></li> </ul> </li> </ol> <p><b>Challenge alert!</b> Complete the 'Mystery Mouse' worksheet</p>	<ul style="list-style-type: none"> <li>• An electronic device to watch the video: 'YR Maths Lesson Support 22.1' and play the games</li> </ul> <p><i>Optional: Some objects to support counting, a number line, something to write with and on, 'Mystery Mouse' worksheet</i></p>
<b>Explore Time!</b> 	<ul style="list-style-type: none"> <li>• Please choose <b>at least 2</b> activities from your <b>Explore Time! Bingo Board</b> (WB 11.1) to complete today.</li> <li>• Don't forget to try and complete the rainbow over the week so you can cover all your areas of learning</li> </ul>	<ul style="list-style-type: none"> <li>• 'Explore Time! Bingo Board' WB 11.1– available on class page</li> <li>• Resources will depend on the activities you choose</li> </ul>

(Continuous Provision)

Please take some photos or videos of what you have been up to at home and upload them to Tapestry so that I can see how you are getting on with your learning. It would be really useful for me to know **how** you got on with the activity: what did you need help with and what could you do on your own?

If you have any questions regarding the work please do not hesitate to contact me via Tapestry.

Please remember to join us **on Zoom at 1pm.**

Have a great day!  
Miss Laurence