








Good morning Year 6! It's FRI-YAY! You made it through the week for the third time!!!!
Wahoo!



So... here are your home learning tasks for Friday 22nd January 2021.
I will be in school today so you may get some emails from Mr Figg and Ms Meager when you send work in!

Subject	Activity and What you will need:	
PE	Joe Wicks 20 min workout	
Maths	<p>Ok Year 6...brace yourself...it's time for a little... ARITHMETIC TEST!!</p> <p>You managed this last week and no one collapsed in a heap! So...here's a reminder. This is only a competition with <u>yourself</u>. No one else. You are just trying to improve your score each time. Sometimes you will be a human calculator, life will feel great and you will improve your score...YEAH! Sometimes you will have an off day or there will be questions that you are not keen on so perhaps you won't do so well. This is nothing to worry about and most of you were feeling pretty brilliant after our last go at one anyway. So I think you'll live.</p> <p>Also, these tests I will set at home are half the size of the ones we do in school AND you don't need to time yourself!</p> <p><u>What to do if you are stuck</u></p> <ol style="list-style-type: none"> 1. If it's short division, I have put several videos on the year 6 page where you found this lesson to help you. Just look underneath. 2. If it's other types of questions, go to this page: Home Learning Meadgate Primary School and scroll down until you see these words: Need help with maths methods? (Or maybe your parents and carers do?!) Here are weblinks to help you remember methods for the four rules of number - add, subtract, multiply and divide - and much more! Use these when you get stuck and I can't be right next to you, showing you what to do. 3. And right underneath here there are lots of videos and reminders of the methods. So when you get to a tricky question, see if you can find some help just as though you were looking at my posters up in the classroom. OK? <p>The test is under this lesson on today's page. At the end is an answer sheet – hide it until you have finished then mark your work and send me the score – OK? Your score is out of 20 this time.</p> <p><u>CHALLENGE!</u> If you are a human calculator and would like an additional challenge, I have put a 'Be the teacher – find mistakes in short division calculation' sheet for you to have a try too.</p> <div style="display: flex; align-items: center;">  <div style="margin-left: 10px;">Y6 Arithmetic-Paper-2a.pdf</div> </div> <div style="display: flex; align-items: center; margin-top: 10px;">  <div style="margin-left: 10px;">Be The Teacher! Find mistakes in bus stop short division</div> </div> <p>Breathe...you have got this! 😊</p>	
Break	Have a drink and a snack and do something you'd like to do for 15 minutes. But don't drive your family crazy if they are trying to work! You could offer to make them a drink or a snack too instead.	 

English Spelling	<p>It is REALLY important that while you are at home you keep practising spelling. You may choose one or two activities from these:</p> <ol style="list-style-type: none"> 1. Purple Mash spelling. Choose a year group that applies to you. If you know you are practising Year 3 spellings at home, pick one of these year groups. If you are on to Year 5/6 words, pick one of those. You will then see some quizzes! Have a go! 2. Spelling Bug on Active Learn. <p>I have allocated games at the level you are spelling at. Have a go!</p> <ol style="list-style-type: none"> 3. Spelling Frame <p>There are free games on here too. Again choose a year group that applies to you. Pick the year group that is right for you. Click on this link and look for the free games.</p> <p>SpellingFrame</p>	
Lunch	<p>See if you can help make lunch. I'm hungry just writing about it!</p>	
Reading	<p>I have put a video on this page of me reading the next chapter of Letters from the Lighthouse, with questions for you to consider. If you can't get on to do this, please read your own book or log onto Active Learn and find a book there.</p>	<p>Please write in your reading log!</p>
R.E.	<p>We are going to end the week with some science learning. Follow this Oak Academy link for the lesson:</p> <p>What effect does exercise have on the muscles? (thenational.academy)</p> <p>What effect does exercise have on the muscles?</p> <p>In this lesson we will learn about muscles and how they work. We will also learn what happens to our muscles when we exercise and how people strengthen and grow their muscles.</p>	<p>In this lesson, you will need:</p> 
<p>Now you can relax! You have done your best this week and that is all anyone can ask of you.</p> <p>Have THE BEST weekend.</p> <p>Ms Pateman ☺</p>		

