




## Good morning Reception! ☺

Here are your tasks for your home learning today, **Friday 12<sup>th</sup> February 2021**

❄️ *If there's any snow left... please get out and enjoy it if possible* ❄️

Subject	Activity	What you will need
<b>Phonics</b> 	<p>Today we are going to revisit the sound we learnt yesterday, learn how to form this letter and apply it within our writing. To help you with this I have made a video called '<b>YR Phonics Lesson Support 12.2</b>'. First, open up any links below in separate windows so you have them ready when you need them. Now, start the lesson video and then press pause when you are ready to complete each section below:</p> <ol style="list-style-type: none"> <li>1. Revisit the /y/ sound on BBC bitesize: <a href="https://tinyurl.com/1p983yys">https://tinyurl.com/1p983yys</a></li> <li>2. Learn how to form the letter 'y'</li> <li>3. Practise forming it in lots of different ways</li> <li>4. Choose a challenge: <ul style="list-style-type: none"> <li>❖ Option A: join the dots, colour and label</li> <li>❖ Option B: draw your own, colour and label</li> </ul> </li> </ol> <p><b>Extra challenge:</b> listen to the /y/ words and write them down</p>	<ul style="list-style-type: none"> <li>• An electronic device</li> <li>• Something to write with and on</li> <li>• Option A print out/piece of paper</li> <li>• <i>Optional: yoghurt, a yellow pen/pencil</i></li> </ul>
<b>Maths</b> 	<p>This week we are going to be learning to use and understand positional language. To help you today I have made a video called '<b>YR Maths Lesson Support 12.2</b>'. Open any links below in a separate window so you have them ready when you need them. Now, start the lesson video and then press pause when you are ready to complete each section below:</p> <ol style="list-style-type: none"> <li>1. Could Miss Laurence arrange the ladybird spots in another way?</li> <li>2. What position words can you remember and use from this week?</li> <li>3. Practise using today's words to describe the pictures</li> <li>4. Sing and dance along to the Hokey Cokey: <a href="https://video.link/w/kseRb">https://video.link/w/kseRb</a></li> </ol> <p><b>Extra Friday fun:</b> Play 'What's in the box?' Hide something inside and take turns to guess what it could be...</p>	<ul style="list-style-type: none"> <li>• An electronic device to watch the videos</li> <li>• <i>Optional: a box and some interesting items</i></li> </ul>
<b>Explore Time!</b>  (Continuous Provision)	<ul style="list-style-type: none"> <li>• Please choose <b>at least 2</b> activities from your Explore Time! Bingo Board to complete today</li> <li>• Don't forget to try and complete the rainbow over the week so you can cover all your areas of learning</li> </ul>	<ul style="list-style-type: none"> <li>• 'Explore Time! Bingo Board' WB 08.02– available on class page</li> <li>• Resources will depend on the activities you choose</li> </ul>

Please take some photos or videos of what you have been up to at home and upload them to Tapestry so that I can see how you are getting on with your learning. It would be really useful for me to know **how** you got on with the activity: what did you need help with and what could you do on your own?

If you need to ask a question, please do not hesitate to contact me via the 'Memo' section on Tapestry and I will get back to you as soon as I can.

Please remember to join us on **Zoom today at 11am.**

Have a great day!

Miss Laurence ☺