



Explore Time! Bingo Board








WB 25.01.21

Here's your 'Explore Time! Bingo Board' for this week. Use this to help you explore at home, like we would in school during our 'Continuous Provision' element of Reception. Please choose **at least 2** activities each day and see if you can complete the learning rainbow (see page 2) over the week. You don't need to complete every activity on this board but you can if you want to. Just like in school, this is your time to learn through your play and use what you know in a way that works for you. I'd like you to record what you did during your explore time in some way so that you can share it with me e.g. take a photo/video, draw a picture or write something down.

Expressive Arts and Design Make a model rocket using any recycling materials you have at home.	Physical Development Practise 'Dough Disco' by following this video: https://video.link/w/GzLJb <i>You will need a ball of playdough.</i>	Literacy Login to Active Learn and choose a book to read in the Bug Club area. Click on any bugs you see in your book to answer the questions.	Maths Login to your Active Learn account and choose a game to play in the Abacus area. <i>Top tip: use small objects to help you count if you need to.</i>	Expressive Arts and Design Watch 'Michael Rosen performs We're going on a bear hunt' and act out the story with him! https://video.link/w/9CLJb
Communication and Language Listen to an audio book. You might have a story CD at home or you can sign up for a free Audible account here: https://stories.audible.com/start-listen After listening, talk about the story to check your understanding.	Physical Development Do some baking or cooking with a grown up. Make sure you help with the mixing/rolling/cutting etc. as this is really good for building strong muscles!	Understanding the World Use the internet or some books to find out <i>at least three</i> interesting facts about Space. Draw/write/photograph/build to record your findings.	Personal, Social and Emotional Development Play a game that you have at home that requires the need to take turns and share. This is a really good skill to practise!	Maths Go on a number hunt in your local area. Take photographs/make notes to record what numbers you find.
Understanding the World Login to your 'MiniMash' account and explore some of the available activities-. <i>I have sent your login details on Tapestry.</i>	Communication and Language Enjoy looking at some family photographs together and talk about what you can see.	Personal, Social and Emotional Development Watch the video; 'While we can't hug' (grown-ups will need to read the text aloud). Discuss the video and how it made you feel. Practise some of the ideas e.g. waving/pulling a silly face. You could make a card/letter/picture for someone you can't hug at the moment. https://video.link/w/15LJb	Communication and Language Next week, the children will have the opportunity to 'Show and Share' during the Zoom sessions. Decide if you would like to 'Show and Share' and if so, what you will show and what you will tell us about it. <i>I will send a timetable so you know which day you are on.</i>	Literacy Watch the story 'Whatever Next' by Jill Murphy. Then, write a list of what you would take to the Moon if you went. https://video.link/w/fCLJb

Our Learning Rainbow: WB 25/01/21

The seven colours of this rainbow correspond with the seven areas of learning (AoL) for the Early Years Foundation Stage (EYFS).
When you complete an activity above, check which AoL you have covered and tick off the matching colour on the rainbow below. Try to tick off all seven colours by the end of the week if you can 😊

	Communication and Language
	Physical Development
	Personal, Social and Emotional Development
	Literacy
	Mathematics
	Understanding the World
	Expressive Arts and Design

