



Explore Time! Bingo Board

WB 22.02.21








Here's your 'Explore Time! Bingo Board' for this week. Use this to help you explore at home, like we would in school during our 'Continuous Provision' element of Reception. Please choose **at least 2** activities each day and see if you can complete the learning rainbow (see page 2) over the week. You don't need to complete every activity on this board but you can if you want to. Just like in school, this is your time to learn through your play and use what you know in a way that works for you. I'd like you to record what you did during your explore time in some way so that you can share it with me e.g. take a photo/video, draw a picture or write something down.

Expressive Arts and Design Paint/draw a picture of someone who helps you; at home, at school or in the community.	Physical Development Draw around your hand and carefully cut out the shape. On your cut out, write the name of someone who helps you and decorate it however you wish. Keep it safe so we can make a special display when we go back to school.	Personal, Social and Emotional Development What do you do to be helpful at home? Is there anything that you enjoy helping with? Is there anything else you could do to be helpful? Make a small list of little jobs you will do to help out this week. How does it feel when we are helpful?	Maths Play this Ladybird game on TopMarks to practise counting, matching and ordering numbers. You can choose a level that works for you. https://www.topmarks.co.uk/learning-to-count/ladybird-spots	Literacy Make a 'Thank you' card for someone who helps you at home, at school or in the community.
Communication and Language Play the 'Who am I?' guessing game using clues about people who help us in the community. <i>(Clues available on class page)</i>	Understanding the World Explore 'Simple City' in the MiniMash classroom and use it to learn and talk about different jobs. What jobs are you interested in? Are there any you might like to do in the future?	Maths While you are brushing your teeth; time 2 minutes using a phone/stopwatch/sand timer/kitchen timer/clock etc. You could use a different timer each time you brush your teeth... What else can you do in 2 minutes?	Expressive Arts and Design Role play a job/scenario helping others in the community e.g. doctor's surgery, a police station or a delivery service etc.	Personal, Social and Emotional Development Draw a goal <i>(or use the template)</i> . Inside, draw a picture and/or write some words to set your own goal for the future. What would you like to get better at? What would you like to be able to do?
Understanding the World Learn about parts of the body. You could incorporate some doctor's role play and add plasters to different parts of a dolly's body.	Physical Development Role play as a construction worker on site using some building materials to create your own structures.	Literacy Write some letters or words in chalk flames and put out the fire with a water gun or squirty bottle. Shout out the letters or words as you go.	Communication and Language Make 'walkie talkies' and use them to communicate with your fellow officers.	Expressive Arts and Design Use junk modelling resources to build your own emergency services vehicle.

Remember: you can login to **Active Learn** to read a book or play a maths game. I have also added some activities for this week to our virtual classroom on **Mini Mash** for those of you that want to explore there too ☺

Our Learning Rainbow: WB 22/02/21

The seven colours of this rainbow correspond with the seven areas of learning (AoL) for the Early Years Foundation Stage (EYFS).
When you complete an activity above, check which AoL you have covered and tick off the matching colour on the rainbow below. Try to tick off all seven colours by the end of the week if you can 😊

	Communication and Language
	Physical Development
	Personal, Social and Emotional Development
	Literacy
	Mathematics
	Understanding the World
	Expressive Arts and Design

