



Explore Time! Bingo Board

WB 01.03.21








Here's your 'Explore Time! Bingo Board' for this week. Use this to help you explore at home, like we would in school during our 'Continuous Provision' element of Reception. Please choose **at least 2** activities each day and see if you can complete the learning rainbow (see page 2) over the week. You don't need to complete every activity on this board but you can if you want to. Just like in school, this is your time to learn through your play and use what you know in a way that works for you. I'd like you to record what you did during your explore time in some way so that you can share it with me e.g. take a photo/video, draw a picture or write something down.

Expressive Arts and Design Watch, listen and/or sing along with some nursery rhymes. Here's an A-Z list of nursery rhyme videos on the BBC: https://tinyurl.com/3wwh66yy	PSED If you set yourself a goal last week, have a look at it and remind yourself what it was. How could you work towards achieving this goal? Make a plan.	Physical Development Take part in the Chelmsford School Sport Partnership's 'Teddy Lympics' competition. Read the attached PDF for all the details.	C+L Look closely at the 'Time to Talk' image. What do you notice? Use as a starting point for a discussion with someone at home.	Maths Play 'Whack a Mole' on ICT games. You can keep going until it gets too hard, or change to counting backwards for a challenge! https://tinyurl.com/9p8p9ayt
Literacy Can you make up your own story? Tell your story to an adult, as they scribe it for you. <i>Adults: ensure your child can see you writing and write what they say word for word.</i> Ask them to go slowly, so you can scribe effectively. Read back your story together, making any changes you wish to make, and then act it out.	Understanding the World As Spring is starting to arrive, I have started to notice some daffodils and other living things. What have you noticed while you've been out and about? Draw a picture of something you've noticed. If you can return to it to make an observational drawing, even better!	Personal, Social and Emotional Development Spend some time reflecting on this period of home learning: <ul style="list-style-type: none"> • What have you enjoyed about the experience? • What has been hard? • What are you proud of? (Choose 2 things to bring to school on 08.03 – we will show and share these throughout the week) • What are you looking forward to when we go back to school? (Send these ideas to me and I'll try to plan these into our first week back!) 	Maths Soon, we will be going back to school. You may have mixed feelings about this but understanding exactly when things are happening can help us feel more secure. Create a countdown calendar with someone at home and mark off each day until it's back-to-school time.	
Understanding the World Make a 'welcome' poster to go up in our classroom. I encourage you to make these in a language that is important to you and your family. They could say 'welcome', 'hello', 'hi' etc. but do not have to be in English. <i>(Bring to school WB 08.03)</i>	Literacy Play with some small world toys you have at home e.g. animals/figures etc. What stories do you think of while you play? Can you act out some of your ideas for an audience at home? Use your toys to help you tell the story.	Physical Development Getting organised can help us feel ready for change. Help out at home and get ready for back-to-school e.g. you could help with washing your uniform, cleaning your water bottle or shopping for a packed lunch.	Communication and Language Listen to an episode of the Super Numtum podcast. Listen carefully; there's a quiz at the end https://tinyurl.com/y5dxavtv	Expressive Arts and Design What would you like to make/build/draw/paint today? You can decide ☺ Why did you decide to make this? What materials/techniques have you used? Could you improve your creation in any way?

Remember: you can login to **Active Learn** to read a book or play a maths game. I have also added some activities for this week to our virtual classroom on **Mini Mash** for those of you that want to explore there too ☺

Our Learning Rainbow: WB 01/03/21

The seven colours of this rainbow correspond with the seven areas of learning (AoL) for the Early Years Foundation Stage (EYFS).
When you complete an activity above, check which AoL you have covered and tick off the matching colour on the rainbow below. Try to tick off all seven colours by the end of the week if you can 😊

	Communication and Language
	Physical Development
	Personal, Social and Emotional Development
	Literacy
	Mathematics
	Understanding the World
	Expressive Arts and Design

